

# 2013-2014 Academic Report

I N T E R N A T I O N A L Y E A R                      O F L I G H T

**THE UGR IN NUMBERS**  
Statistical summary



Universidad de Granada





# Universidad de Granada

**2013-2014**  
**Academic Report**

THE UGR IN NUMBERS | Summary of the Statistical Appendix

University of Granada  
**THE UGR IN NUMBERS. Summary of the Statistical Appendix**  
**2013-2014 Academic Report**

**Clarifying note:**

- The data included in this book refer to 30 June 2014.
- The complete edition of the *2013-2014 Academic Report*, as well as the statistical appendix of which this book is a brief summary, can be consulted at the website of the General Secretariat of the University of Granada: <http://secretariageneral.ugr.es/memorias/academica>

**Published by:** University of Granada General Secretariat. Documentation, Publishing and Information Secretariat.  
**Translation:** STU Traductores

**Printed by:** Gráficas La Madraza

The University of Granada is starting the new academic year by, once again, honouring its traditions with the presentation of its Academic Report. In doing so, we reflect upon our results and make them public as part of our duty to the society that we serve. It is our commitment to providing the most complete, faithful and direct portrait of the University to present the work carried out by its members within the 28 Faculties and Schools, 123 Departments, 14 University Research Institutions, 4 Research Centres, and within the extensive network of management and administration services and bodies that make up a complete public service institution.

The complete edition of the Academic Report can be accessed via the website of the General Secretariat. For better understanding, it is divided into the five major areas which are at the heart of our work as a university: Teaching, Research, Transfer of Knowledge, Internationalisation and Social Impact of the University. The book “The UGR in figures” is also presented (in a bilingual edition for the first time) as a supplement, which summarises the main data in the statistical Appendix of the Report. The aim is to provide access to these great figures and to offer an overview, in the most understandable and accessible way possible, of the complex and varied work of a University whose activity has a decisive impact on its social environment, in which it plays an active part and in which it wishes to be an essential driver of intellectual progress and socio-economic development.

These figures show the University of Granada’s progress among every University on the world stage, which is why we should congratulate ourselves for the common effort that, especially in a time of crisis, has made it possible for our Institution to acquire greater prestige and recognition.

This academic year, the University of Granada wished to be part of the United Nations Declaration that has designated 2015 as the International Year of Light. By making this commitment we intend to raise awareness among the university community, and society in general, about the importance of light science, optics and light-based technologies, and to facilitate access to new knowledge in disciplines which, being a part of the University, take an active role in the social and economic development of the population, while at the same time boosting the development of its culture and knowledge. In this spirit of integration, light is an excellent reason for showcasing our institutional publications (the report, calendar and academic agenda) and we dedicate this new academic year to it.

September 2014  
**Rossana González González**  
*General Secretary*



# Universidad de Granada

*Hospital Real. C/ Cuesta del Hospicio, s/n  
18071 Granada (España)*

[www.ugr.es](http://www.ugr.es)

**Rector:** Francisco González Lodeiro

**Year of foundation:** 1531

## GENERAL DATA

UNIVERSITY COMMUNITY	
Teaching and Research Personnel	3,542
Administration and Services Personnel	2,172
Undergraduate Students	54,530
Student/Teacher Ratio	15.17
Foreign Undergraduate students	4,860
Students graduated in last academic year	8,400
Masters and PhD students	5,801
Complementary studies students	2,467
Language students (CLM)	6,811
E-learning students	14,043
Students of University Studies for Mature Persons	827
Summer course students	2,220
ACADEMIC AND TEACHING STRUCTURE	
Faculties	22
Higher Technical Colleges	4
Affiliated centres	2
Departments	123
University Research Institutes	14
Research Centres	5
Degree Courses Taught	62 + 3 joint
	72 + 2 combined under LRU [University Reform Law]
Study plans in force	109
Official masters and PhD programmes	122
Internal postgraduate studies offered	109

### GRANTS AND SUPPORT

Grants under the General Regulations of the Ministry	17,174
Receivers of grants from internal grant plan (General Programme)	1,804
Receivers of grants from grant plan itself (specific programmes)	509
Other financial help with own funds	398
Receivers of grants from internal studies	345
Receivers of grants from conventions with Morocco and Eastern European countries.	375
Receivers of special social grants	450
Beneficiaries of programmes for students with disabilities	304
Sicue-Seneca National Mobility Programme (finishing)	831
Sicue-Seneca National Mobility Programme (starting)	611
Receivers of Grants on internships in companies	1,912

### INTERNATIONAL MOBILITY

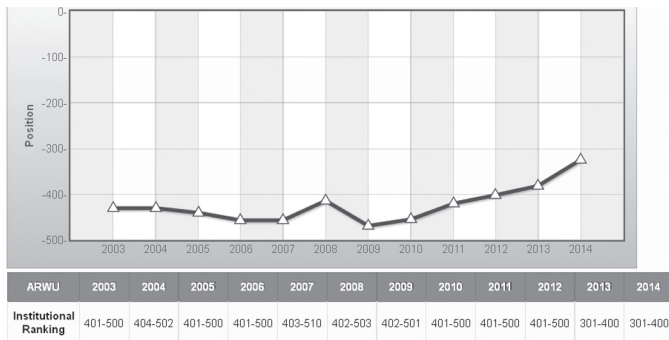
PAP-Erasmus Programme. Students sent	1,971
PAP-Erasmus Programme. Students received	1,940
UGR Mobility Programme, Students sent	270
UGR Mobility Programme, Students received	358

## POSITION OF THE UNIVERSITY OF GRANADA IN INTERNATIONAL RANKINGS

### “Academic Ranking of World Universities”, 2014 (Shanghai Ranking or ARWU-2014)

<http://www.shanghairanking.com/World-University-Rankings/University-of-Granada.html>

#### Performance in Academic Ranking of World Universities



#### Spanish top eight universities \*

Country rank	University	World rank
1	Barcelona	151-200
2-4	Autónoma de Barcelona	201-300
2-4	Autónoma de Madrid	201-300
2-4	Valencia	201-300
5-8	Complutense de Madrid	301-400
5-8	Granada	301-400
5-8	Politécnica de Valencia	301-400
5-8	Pompeu Fabra	301-400

\* Institutions within the same rank range are listed alphabetically.

**Key facts about the UGR in the 2014 edition of the ARWU ranking:**

- The UGR ranks among the 300-400 top universities in the world, among the 8 top Spanish universities, and is the only Andalusian university in this classification.
- By branches of knowledge, the position that the UGR occupies in Engineering is notable (among the top 200 universities in the world).
- By specialisms, it stands out in Mathematics (ranking among the 100 top universities in the world for the first time), and in Computing (it has risen to position no. 43 in the world ranking and is the top Spanish university).
- Since 2009, the UGR has consistently risen in the Shanghai Ranking.

**Ranking "Top Universities" QS (Quacquarelli Symonds Limited), 2013**

<http://www.topuniversities.com/node/2508/ranking-details/world-university-rankings/2013>

**General ranking**

	Score	Rank
World University Rankings 2013		501-550
Academic Reputation	41.20	298
International Students	30.90	392

**Faculty areas**

	Score	Rank
Arts and Humanities	58.50	165
Engineering and Technology	59.50	325
Life Sciences and Medicine	55.70	338
Natural Science	62.80	285
Social Sciences & Management	57.00	308

**Subject ranking**

Subject	Rank
English Language and Literature	151-200
Law and Legal Studies	151-200
Linguistics	151-200
Psychology	151-200
Sociology	151-200
Statistics and Operational Research	101-150

**Webometrics Ranking of World Universities. Cybermetrics Lab (CSIC)**

<http://www.webometrics.info/es/detalles/ugr.es>

Country Rank	Continental Ranking	World Ranking	Presence	Impact	Openness	Excellence
8	60	181	348	253	122	288

**University ranking - Academic Performance**

<http://www.urapcenter.org/2013/university.php?q=Universidad+de+Granada>

World Ranking	Country Ranking	Category	Article	Citation	Total Document	JIT	JCIT	Collaboration	Total
250	6	A+	78.05	69.32	34.84	58.62	47.72	53.10	341.65



## TEACHING AND RESEARCH PERSONNEL

## Data for Teaching and Research Personnel by category

<b>Civil servants serving university teaching units</b>	<b>2,137</b>
Senior University Lecturers	596
University Principals	1,408
Senior Lecturers in University Colleges	34
Principals in University Colleges	99
<b>Contracted teaching and research personnel and others</b>	<b>1,405</b>
Assistants	2
Associate Working Professors	361
Associate Professors Health Sciences	171
Collaborating Professors	145
Assistant Professors with Doctorate	112
Contracted Professors with Doctorate	373
Contracted Substitute Professors with Doctorate	31
Emeritus Professors	9
Visiting Professors	18
Other categories	184
<b>Total</b>	<b>3,542</b>

## Evolution of PDI (Teaching and Research Personnel) over the last five academic years

Academic year	Civil Servants	Contracted	Total
2009-2010	2,151	1,610	3,761
2010-2011	2,189	1,637	3,826
2011-2012	2,207	1,494	3,701
2012-2013	2,210	1,396	3,701
2013-2014	2,137	1,405	3,542

## ADMINISTRATION AND SERVICES PERSONNEL (PAS)

## No. of staff in Administration and Services Personnel 2013-2014

Civil Servants	Full-time	Part-time			
Group A1	149	Group I	30	Part-time	7
Group A2	171	Group II	51		
Group C1	495	Group III	473		
Group C2	135	Group IV	661	<b>Total PAS</b>	
<b>Total:</b>	<b>950</b>	<b>Total</b>	<b>1,215</b>	<b>Total</b>	<b>7</b>
					<b>2,172</b>

## Evolution of PAS over the last five academic years

Academic year	Civil Servants	Full-time	Part-time	Total
2009-2010	846	1,280	8	2.134
2010-2011	910	1,258	8	2.176
2011-2012	919	1,271	7	2.197
2012-2013	946	1,257	7	2.210
2013-2014	950	1,215	7	2,172

## STUDENTS

## Undergraduate Students

*No. of undergraduate students and distribution by age*

Age	Female	Male	Total
<=18 years old	3211	2015	5226
19 years old	3612	2518	6130
20 years old	4073	3027	7100
21 years old	4275	3449	7724
22 years old	3429	3052	6481
23 years old	2675	2535	5210
24 years old	1932	1803	3735
25 years old	1428	1336	2764
26 years old	987	1015	2002
27 years old	757	705	1462
28 years old	571	564	1135
29 years old	412	407	819
30-34 years old	1137	1157	2294
35-39 years old	524	515	1039
>=40 years old	745	664	1409
<b>Totals</b>	<b>29,768</b>	<b>24,762</b>	<b>54,530</b>
<b>Percentage</b>	<b>54.59%</b>	<b>45.41%</b>	

*Distribution of undergraduate students according to origin*

	No. students	Percentage
From Granada:	24,284	44.53%
From the rest of the Spanish provinces:	25,386	46.56%
From abroad:	4,860	8.91%

*Distribution of undergraduate students by continent / country of origin*

Nationality:	Total no. students	Percentage over student total	Percentage over foreign student total
Spanish	50,428	92.48%	-
Foreign	4,102	7.52%	-
Other European countries	2,463	4.52%	60.04%
Latin Americans	685	1.26%	16.70%
Africans	706	1.29%	17.21%
Asians	224	0.41%	5.46%
From Oceania	13	0.02%	0.31%
Unclassified	11		

*Evolution of no. of undergraduate students in the last five academic years*

Academic year	Spanish	Foreign	Total
2009-2010	51,989	4,354	56,343
2010-2011	51,921	4,548	56,469
2011-2012	52,038	4,775	56,813
2012-2013	50,381	4,468	54.849
2013-2014	50,428	4,102	54.530

**Official Master's and PhD students**

<b>PhD (RD 99/2011)</b>	
<b>Students enrolled on a PhD course</b>	<b>748</b>
Newly enrolled students	748
No. foreign students out of total	190
No. students from foreign University out of total	153
No. students from Spanish University distinct from UGR out of total	171
<b>PhD (RD 56/2005 and RD 1393/2007 - Courses to expire)</b>	
<b>Students enrolled on a PhD course</b>	<b>1853</b>
Newly enrolled students	176
No. foreign students out of total	500
No. students from foreign University out of total	360
No. students from Spanish University distinct from UGR out of total	334
<b>PhD Courses (RD 1778/98 - Courses to expire)</b>	
<b>Total students enrolled</b>	<b>580</b>
Of which are enrolled in supervised research	31
Of which are enrolled in the Work Plan	549
No. foreign students out of total	216
No. students from foreign University out of total	206
No. students from Spanish University distinct from UGR out of total	94
<b>PhD Theses</b>	
<b>Theses deposited up to 28/05/2014</b>	<b>302</b>
Theses read	269
With International PhD	90
<b>Official Master's</b>	
<b>Students enrolled in a master's</b>	<b>3368</b>
Newly enrolled students	2714
No. foreign students out of total	511
No. students from foreign University out of total	435
No. students from Spanish University distinct from UGR out of total	1017

*Evolution of no. of Master's and PhD students in the last five academic years*

Academic year	PhD	Official Master's	Total
2009-2010	2,397	4,366	6.763
2010-2011	1,438	5,443	6.881
2011-2012	998	6,200	7.198
2012-2013	683	5,437	6.120
2013-2014	3,181	3,368	6.549

## Students of internal studies

	Type of studies	No. students enrolled
Internal Studies	Internal Master's	442
	Experts	386
	Diplomas	1,093
	Curricular itineraries	546
	<b>Total internal courses</b>	<b>2,467</b>
Languages (Centre of Modern Languages)	Spanish department for foreign students	4,487
	Foreign languages department	2,324
	<b>Total</b>	<b>6,811</b>
E-learning	Students who have completed some type of e-learning studies	14,043
University Studies for Mature Students	Granada	570
	Baza	75
	Guadix	53
	Motril	53
	Ceuta	53
	Melilla	23
	<b>Total</b>	<b>827</b>
Summer courses	Mediterranean Centre	1,800
	Courses in Ceuta	200
	Courses in Melilla	220
	<b>Total</b>	<b>2,220</b>
<b>Total internal studies</b>		<b>28,289</b>

## GENERAL DATA

Type of structure	No.	
Faculties and Colleges	Faculties	22
	Higher Technical Colleges	4
	Affiliated centres	2
	Total Faculties and Colleges	28
Departments	123	
University Research Institutes	14	
Research Centres	5	

## UNIVERSITY CENTRES

## Faculties and Colleges. Granada

Centre	Students 2013/2014	Graduates
Faculty of Fine Arts	1,341	197
Faculty of Communication and Documentation	688	54
Faculty of Sciences	5,332	610
Faculty of Sports Sciences	1,218	253
Faculty of Educational Sciences	5,308	647
Faculty of Education Sciences	1,143	101
Faculty of Work Sciences	1,836	309
Faculty of Economic and Business Sciences	5,662	1,025
Faculty of Political Sciences and Sociology	1,389	135
Faculty of Law	3,492	386
Faculty of Pharmacology	2,981	395
Faculty of Philosophy and Arts	5,015	1,918
Faculty of Medicine	1,723	248
Faculty of Dentistry	448	94
Faculty of Psychology	2,078	305
Faculty of Social Work	758	55
Faculty of Translation and Interpretation	1,557	268
Higher Technical College of Architecture	1,586	171
Higher Technical College of Computer and Telecommunications Engineering	2,098	170
Higher Technical College of Civil Engineering	1,571	167
Higher Technical College of Building	1,786	261
Combined degrees (various centres)	1,648	120

## Ceuta Faculties

Centre	Students 2013/2014	Graduates
Faculty of Education Sciences	289	58
Faculty of Education, Economics and Technology	926	286

## Melilla Faculties

Centre	Students 2013/2014	Graduates
Faculty of Social Sciences	402	3
Faculty of Education and Humanities	550	67
Faculty of Nursing	289	12

## Affiliated centres

Centre	Students 2013/2014	Graduates
"Virgen de las Nieves" University Centre of Nursing	118	
"La Inmaculada" Teaching Faculty	1,080	85

## TEACHING ORGANISATION

TEACHING ORGANISATION	2010-2011	2011-2012	2012-2013	2013-2014
Courses taught by the University of Granada	60 + Degrees 2 combined 74 + LRU 2 combined	60 + Degrees 3 combined 73 + LRU 2 combined	61 + Degrees 3 combined 72 + LRU 2 combined	62 Degrees + 3 combined 72 LRU + 2 combined
Study plan of the University of Granada	72 + Degrees 2 combined. 99 + LRU 2 combined	73 + Degrees 3 combined. 96 + LRU 2 combined	74 + Degrees 3 combined. 42 + LRU 2 combined	75 degrees + 3 combined 34 + 2 combined under LRU
Study plans in force	172	169	116	109
Study plans (exam only)	0	0	54	62
Subjects. Total number	4517	4,557	4,529	5070
Freely Configurable (included in general data)	213	185	129	84
Theory Groups	7370	7,864	7,926	8,270
Practical Groups	11865	12,733	12,784	12,232
Credits. Total	62,421	63,161	61,589	63,231
Credits. Theory	29380	31,443	32,565	36,505
Credits. Practical	33041	31,718	29,024	26,726
Teaching staff. Total	3736	3,702	3,606	3,498
Full-time teaching staff	3403.75	3,384.13	3,319	3,254
Doctors	3067	3,084	3,075	3,037
Percentage of doctors	82.09	83.31	85.28	86.82
Student/teacher ratio	14.63	14.93	14.85	15.17
Relation full-time student/teacher	14.8	14.96	14.45	14.17
Students enrolled	55375	55,269	53,579	53,069
Students enrolled full time	50371.6	50,276	47,974	46,132

## UNIVERSITY OFFER OF OFFICIAL DEGREES

## Places offered and students enrolled via pre-registration in first academic year

Degrees	Places Offered	Enrolments Totals
Architecture	158	156
Construction	333	247
Information and Documentation	120	77
Finance and Accounting	129	137
Social Education	135	135
Social Education (Ceuta)	80	58
Social Education (Melilla)	80	66
Nursing	200	205
Nursing (Ceuta)	135	155
Nursing (Melilla)	110	110
Statistics	60	55
Physiotherapy	57	61
Speech therapy	70	70
Human Nutrition and Dietetics	100	101
Optics and Optometry	135	133
Labour Relations and Human Resources	365	364
Labour Relations and Human Resources (Melilla)	40	39
Occupational Therapy	60	60
Social Work	180	195
Tourism	144	151
Degree in Electronic Industrial Engineering	65	68
Civil Engineering	200	203
Degree in Computer Engineering - Degree in Mathematics	50	52
Computer Engineering	300	310
Computer Engineering (Ceuta)	50	19
Chemical Engineering	120	120
Communications Technology Engineering	100	102
Business Administration and Management	281	284
Business Administration and Management (Ceuta)	70	67
Business Administration and Management (Melilla)	70	87
Business Administration and Management - Law	143	146
Fine Arts	235	236
Conservation and Restoration of Cultural Assets	50	51
Biology	215	216
Environmental Sciences	150	150
Physical Activity and Sports Sciences	190	190
Political Science and Government	160	164
Political Science and Government + Law	143	141
Audiovisual Communication	65	66
Law	500	504

Degrees	Places Offered	Enrolments Totals
Economics	237	238
Pharmacology	320	322
Arabic and Islamic Studies	50	40
Classic Philology	50	48
Modern Languages and their Literature	75	77
French Studies	75	75
Hispanic Philology	75	78
English Studies	150	157
Philosophy	80	74
Physics	100	103
Geography and Territorial Management	60	63
Geology	75	66
History	150	149
Art History	150	146
Mathematics	110	112
Medicine	253	256
Dentistry	85	87
Teaching	135	138
Psychology	300	299
Chemistry	90	90
Sociology	160	158
Translation and Interpretation (German)	37	40
Translation and Interpretation (French)	80	82
Translation and Interpretation (English)	120	121
Translation and Interpretation (Arabic)	35	37
Infant Education Teaching (Educational Sciences)	330	328
Infant Education Teacher Training (Inmaculada)	145	89
Infant Education Teacher Training (Ceuta)	70	50
Infant Education Teacher Training (Melilla)	65	33
Primary Education Teacher Training (Educational Sciences)	540	540
Primary Education Teaching (Inmaculada)	275	169
Primary Education Teaching (Ceuta)	140	61
Primary Education Teaching (Ceuta)	130	53
Primary Education Teaching (Bilingual)	67	69
Marketing and Market Research	129	131
Archaeology	65	67
Social and Cultural Anthropology	65	67
Biochemistry	55	58
Food Sciences and Technology	65	64
Criminology	75	79
Comparative Literature	50	50
History and Science of Music	65	70
<b>Total enrolled in first academic year</b>		<b>10,785</b>



## Specific curricular itineraries

### Places offered and applications made in the Single District for Andalusia

Degrees	Places Offered	Total enrolled
Construction Degree (Granada Campus)	150	175
Construction Degree (Málaga Campus)	150	140
Infant Education Degree (Melilla)	40	21
Infant Education Degree (Faculty of Educational Sciences)	120	53
Infant Education Degree (Inmaculada)	60	72
Primary Education Degree (Melilla)	106	116
Primary Education Degree (Ceuta)	40	81
Primary Education Degree (Faculty of Educational Sciences)	120	135

## UNIVERSITY OFFER OF OFFICIAL POST-GRADUATE QUALIFICATIONS

Course Type	Description	Programmes offered
Third-cycle Courses	PhD (RD 778/1998) *	24
	Postgraduate Courses (RD 5/2005) *	48
	PhD with mention towards excellence	19
	<b>Total</b>	<b>91</b>
Official master's and PhD Programmes (Royal Decree 1393/2007)	Master's	86
	PhD Programmes (60 ECTS credits)	2
	PhD Programmes (RD 1393/2007) *	3
	PhD Programmes (RD 99/2011) *	24
	<b>Total</b>	<b>122</b>

\* To expire

### Academic offer for the 2014/2015 academic year

Description	No. of programmes offered	Observations
University Master's Degrees	97	19 Inter-university
In verification process	15	

## OFFER OF NON-OFFICIAL UNIVERSITY STUDIES

Type of studies	No. of Degrees offered	No. places offered
Internal Master's Degrees	6	899
Experts	26	850
Diplomas	54	2,126
<b>Total</b>	<b>109</b>	<b>3,875</b>

See also: [Language studies](#) ■ [E-learning](#) ■ [University Studies for Mature Students](#) ■ [Summer Courses](#)

## UNIVERSITY ACCESS PROCEDURES

## Statistics on the Access Exam for university degree courses

Extraordinary exam sessions in September 2013	
No. Sat in General Phase	1,278
Passes in General Phase	966
Fails in General Phase	312
No. Sat in Specific Phase	1,490
<b>Total Enrolled</b>	<b>1,691</b>

Regular call June 2014	
No. Sat in General Phase	5,003
Passes in General Phase	4,506
Fails in General Phase	497
No. Sat in Specific Phase	5,740
<b>Total Enrolled</b>	<b>5,986</b>

Over 25s 2013-2014 Academic Year	
Did not sit	17
Passed	181
Failed	143
<b>Enrolled</b>	<b>341</b>

Over 40s with work and/or professional experience 2013-2014	
Passed	34
Failed	15
<b>Enrolled</b>	<b>49</b>

Over 45s without work and/or professional experience 2013-2014	
Did not sit	6
Passed	27
Failed	24
<b>Enrolled</b>	<b>57</b>

## PRE-APPLICATION

## Pre-applications for access to degrees. Single District for Andalusia

Phase	Nº of applicants
1st phase (June)	96,130
2nd phase (September)	9,871

*Most requested degrees as first choice (1st phase):*

1. Degree in Medicine. ■ 2. Degree in Physical Activity and Sports Sciences. ■ 3. Degree in Psychology

*Degrees most applied for independently of preference (1st phase):*

1. Degree in Medicine. ■ 2. Degree in Psychology ■ 3. Degree in Nursing

*Degrees with the highest minimum access grade (1st phase, quota)*

1. Medicine 12.516 ■ Translation and Interpretation (English) 12.013 ■ Biochemistry 11.993 ■ Dentistry 11.490  
■ Physiotherapy 11.062

## EXTERNAL GRANTS

<b>Grants under the General Regulations of the Ministry of Education. Announcement 2013/2014</b>	
No. of applications processed	27,044
No. of grants awarded (various types)	<b>17,174</b>
<b>General Announcement</b>	
Fixed amounts:	
a) Enrolment grants	17,174
b) Fixed amount linked to earnings	6,502
c) Fixed amount linked to residence	8,067
Variable amounts:	14,288
<b>Other Announcements</b>	
Grants in Collaboration with the Ministry of Education	131
National Awards (2010/11 Announcement)	12
Grants from the Basque Government	31

\*) Enrolment aid is compatible with other forms of help included in the announcement.

## GRANTS AWARDED BY THE UNIVERSITY OF GRANADA

<b>General Programme</b>	
<b>No. of applications processed</b>	8,704
<b>No. of grants awarded</b>	<b>1,602</b>
Public Fees Grants	758
Help with Materials	299
Help with Accommodation	120
Grants for canteen meals	425
<b>Official Master's Grants (Extraordinary aids for public fees)</b>	
No. of applications processed	690
No. of grants awarded	202
<b>Grants for Specific Programmes</b>	
Support grants for university information and orientation	128
Awards for the best academic records	160
Grants for languages training	221
<b>Total for specific programmes</b>	<b>509</b>
<b>Aids proposed by the Office of Social Assistance for Students</b>	<b>124</b>

<b>Other support (financed with own funds)</b>	
Grants for the Permanent Classroom of Open Training	63
Awards from the Olympic Games	13
Grants for Summer Courses in the Mediterranean Centre (2012/13)	58
Aid for Self-enrolment	14
Grants for adaptation to E.H.E.A.	57
Aids for collection of information for teacher evaluation questionnaire	49
Other Information Support Grants	20
<b>Total other helps</b>	<b>274</b>

<b>Internal Studies Grants</b>	
<b>Postgraduate School Grants</b>	
Complementary Courses	146
Postgraduate	160
Grants for Summer Courses in Melilla (2012/13)	26
Grants for Summer Courses in Ceuta (2012/13)	13
<b>Total grants and aids for Internal Studies</b>	<b>345</b>

<b>Grants from Study Agreements</b>	
<b>Public Fees (1st year Students)</b>	
Morocco	18
Slovakia	4
Poland	4
Czech Republic	4
Romania	4
<b>Public Fees (Renewal)</b>	
Morocco	39
Slovakia	18
Poland	18
Czech Republic	12
Romania	9
<b>Higher College (1st year students)</b>	
Morocco	3
<b>Higher College (Renewal)</b>	
Morocco	11
<b>Public fees only</b> (1st year students combining with canteen grant)	
Romania	
<b>Public fees only (renewal combined with canteen grant)</b>	
Slovakia	2
Poland	2
Romania	2
<b>Books</b>	
Slovakia	18
Poland	22
Czech Republic	15
Romania	12

<b>Canteen</b>	
Morocco	41
Slovakia	20
Poland	18
Czech Republic	15
Romania	13
<b>Accommodation</b>	
Total Eastern European countries	57
<b>Total by countries</b>	
Morocco	112
Slovakia	74
Poland	79
Czech Republic	61
Romania	49
<b>Total agreements</b>	<b>375</b>

<b>Extraordinary social aids</b>	
No. of applications processed	894
No. of grants awarded	<b>450</b>

<b>Specific programmes for students with disabilities</b>	
Students with "sign language interpreter"	11
Beneficiaries with "auditory disability" (with assistant)	4
Beneficiaries with "visual disability" (with assistant)	15
Beneficiaries with "physical disability, Special Educational Needs" (with assistant)	28
Beneficiaries of "adapted transport"	11
Beneficiaries of "transport grants and/or help towards photocopies"	80
Support towards Tutor	83
Beneficiaries of other helps	72

**Total grants and aids for study with university's internal funds 2013-14 academic year: 4,144**

## **NATIONAL SICUE [SPANISH UNIVERSITY EXCHANGE SYSTEM] MOBILITY PROGRAMME**

<b>Type</b>	<b>No. of exchanges</b>
Outgoing	831
Incoming	611

## Summary table of company internship Programmes

<b>University's Internal Plan (Agreements signed with the different companies)</b>	
Receivers of grants	713
<b>Autonomous Government of Andalusia Internship programme</b>	
<i>PRAEM [COMPANY INTERNSHIPS] 2013/-2014:</i>	
Receivers of grants	142
<b>Internal Training Plan</b>	
Receivers of grants	347
<b>Santander-CRUE-CEPYME grant programme</b>	
Receivers of grants	91
<b>Continuous Learning Programme / Erasmus. Student Mobility for Company Internships</b>	
Receivers of grants	191
<b>Programme of curricular Internships for Official Master's Degrees</b>	
Receivers of grants	568
<b>"Opportunity for Talent" programme for university students with disabilities</b>	
Programme in development	

## Insertion Agency

Applicants inscribed	9,780
Total no. of jobs offered	590

## SCIENTIFIC PRODUCTION AND IMPACT OF UGR RESEARCH ACTIVITY

## General results production and impact

## Evolution of production indicators on the Web of Science database.

	No. of Works Web of Science	No. of Works Citable Works	% Works Citable Works	No. of Citable Works JCR with IF	% Citable Works JCR with IF
2004	939	872	93%	759	87%
2005	1027	961	94%	831	86%
2006	1234	1086	88%	961	88%
2007	1444	1298	90%	1102	85%
2008	1561	1383	89%	1170	85%
2009	1733	1525	88%	1339	88%
2010	1847	1675	91%	1516	91%
2011	2312	2049	89%	1857	91%
2012	2503	2332	93%	2150	92%
2013	2548	2237	88%	2145	95%
<b>TOTAL</b>	17148	15418	90%	13830	90%

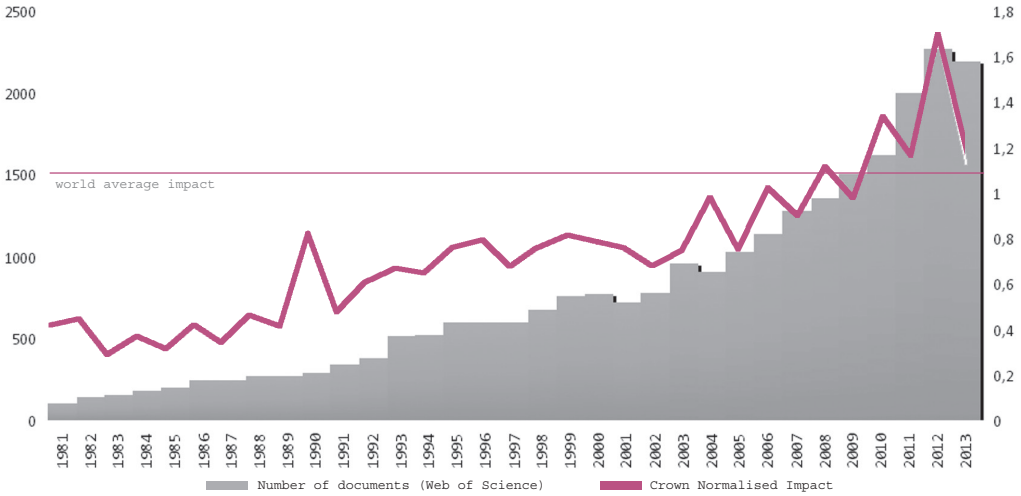
● Chronological Period: 2004-2012 ● Source: Arts & Humanities Citation Index, Social Science Citation Index, Science Citation Index and Journal Citation Reports

## Visibility indicators in scientific magazines from Journal Citation Reports

	No. of Works indexed in Q1 JCR	% Works indexed in Q1 JCR	No. of Works indexed in JCR TOP 3	% Works indexed in JCR TOP 3
2004	295	34%	47	5%
2005	342	36%	83	9%
2006	413	38%	93	9%
2007	470	36%	95	7%
2008	526	38%	113	8%
2009	677	44%	133	9%
2010	744	44%	111	7%
2011	992	48%	155	8%
2012	1177	50%	205	9%
2013	1103	49%	167	7%
<b>TOTAL</b>	6739	44%	1202	7%

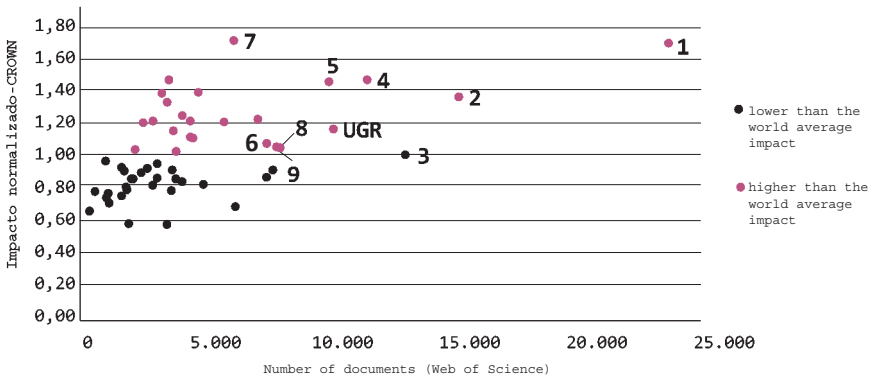
● Chronological Period: 2004-2013 ● Source: Arts & Humanities Citation Index, Social Science Citation Index, Science Citation Index and Journal Citation Reports

Evolution of the number of works on the Web of Science and of the Crown Normalised Impact indicator



• Chronological Period: 1981-2013 • Source: In-Cites – Thomson Reuters

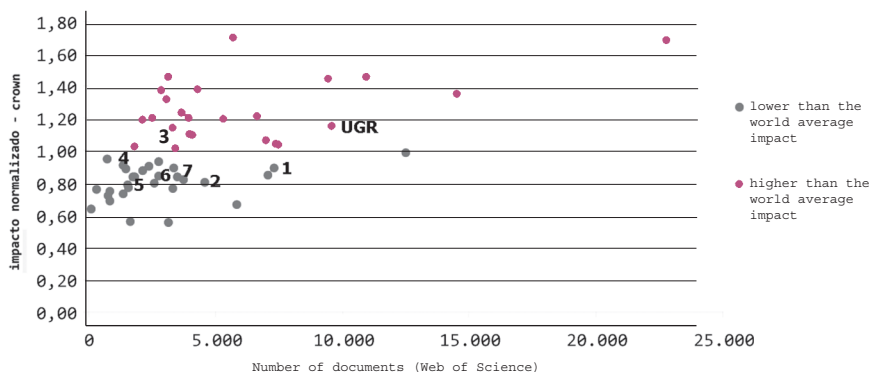
Strategic map of Spanish universities according to the CROWN Normalised Impact indicator and the number of works on the Web of Science.



• Period: 2009-2013 • Source: In-Cites Thomson Reuters  
 • University codes present in Shanghai Ranking: No. 1: UNIV BARCELONA | No. 2: UNIV AUTONOMA BARCELONA | No. 3: UNIV COMPLUTENSE MADRID | No. 4: UNIV VALENCIA | No. 5: UNIV AUTONOMA MADRID | No. 6: UNIV POLYTECH VALENCIA | No. 7: UNIV POMPEU FABRA | No. 8: UNIV ZARAGOZA | No. 9: UNIV BASQUE COUNTRY



**Strategic map of universities in Andalusia according to the CROWN Normalised Impact indicator and the number of documents on the Web of Science.**



- Period: 2009-2013 • Source: In-Cites Thomson Reuters
- Codes: No. 1: UNIV SEVILLA | No.2: UNIV MALAGA | No.3: UNIV CORDOBA | No.4: UNIV HUELVA | No.5: UNIV ALMERIA | No.6: UNIV JAEN | No.7: UNIV CADIZ

**Production and impact indicators for categories that have produced at least 100 documents and are above the world impact average (Crown). 2009-2013**

	Works Web of Science	Percentage Out of Total UGR	Average of Quotes	Percentage Works Cited	Impact Normalised CROWN
MATHEMATICS	413	4,30	1,80	57,63	1,16
COMPUTER SCIENCE, ARTIFICIAL INTELLIGENCE	383	3,99	7,70	70,23	1,93
MATHEMATICS, APPLIED	379	3,95	2,48	60,16	1,06
ENVIRONMENTAL SCIENCES	343	3,57	5,63	75,80	1,03
PHYSICS, PARTICLES & FIELDS	334	3,48	27,52	84,13	4,04
PHYSICS, MULTIDISCIPLINARY	327	3,40	17,34	86,85	2,78
ENGINEERING, ELECTRICAL & ELECTRONIC	311	3,24	4,84	67,20	1,37
ASTRONOMY & ASTROPHYSICS	295	3,07	20,08	84,41	2,12
FOOD SCIENCE & TECHNOLOGY	245	2,55	5,13	73,47	1,30
CHEMISTRY, ANALYTICAL	236	2,46	6,25	72,88	1,09
DENTISTRY, ORAL SURGERY & MEDICINE	224	2,33	4,79	65,63	1,38
COMPUTER SCIENCE, INTERDISCIPLINARY APPLICATIONS	217	2,26	6,53	65,90	1,48
PHARMACOLOGY & PHARMACY	195	2,03	6,54	73,85	1,12
GEOCHEMISTRY & GEOPHYSICS	190	1,98	5,49	76,32	1,02
SPORT SCIENCES	181	1,88	4,91	62,98	1,13
PUBLIC, ENVIRONMENTAL & OCCUPATIONAL HEALTH	175	1,82	4,83	66,86	1,14
INFORMATION SCIENCE & LIBRARY SCIENCE	160	1,67	3,21	61,25	1,15
ENGINEERING, CHEMICAL	153	1,59	5,12	75,16	1,09
OPERATIONS RESEARCH & MANAGEMENT SCIENCE	150	1,56	4,67	71,33	1,35
COMPUTER SCIENCE, INFORMATION SYSTEMS	138	1,44	6,24	68,84	2,15
ENDOCRINOLOGY & METABOLISM	137	1,43	8,24	74,45	1,04
WATER RESOURCES	133	1,38	4,08	75,19	1,06
CHEMISTRY, APPLIED	129	1,34	5,65	82,95	1,15
PHYSICS, MATHEMATICAL	126	1,31	4,21	73,02	1,13
PLANT SCIENCES	124	1,29	6,93	76,61	1,26
ENGINEERING, CIVIL	113	1,18	3,90	70,80	1,09
CHEMISTRY, INORGANIC & NUCLEAR	110	1,15	5,80	81,82	1,12
METEOROLOGY & ATMOSPHERIC SCIENCES	106	1,10	6,16	83,96	1,06
GEOLOGY	104	1,08	4,70	68,27	1,22

## POSITION IN RESEARCH RANKINGS

Position occupied by the UGR in the 12 scientific fields taken into consideration in the I-UGR Rankings according to Field and Scientific Discipline. 2013 ed.

	2012 Edition 2007-2011		2013 Edition 2007-2011		2013 Edition 2009-2013	
INFORMATION AND COMMUNICATION TECHNOLOGY	1	=	1	=	1	=
EARTH AND ENVIRONMENTAL SCIENCES	3	=	3	=	3	=
MATHEMATICS	3	=	6	↓	4	
PSYCHOLOGY AND EDUCATION	3	=	3	=	2	
OTHER SOCIAL SCIENCES	4	=	5	↓	6	↓
ECONOMICS, ENTERPRISE AND BUSINESS	7		12	↓	18	↓
PHYSICS	7	↓	5		10	↓
AGRICULTURAL SCIENCE	9	=	9	=	6	
BIOLOGICAL SCIENCE	10		10	=	10	=
MEDICINE AND PHARMACOLOGY	10	=	10	=	9	
ENGINEERING	12	↓	12	=	13	↓
CHEMISTRY AND CHEMICAL ENGINEERING	16	=	16	=	15	

## I-UGR Strategic Rankings Map 2009-2013

Field	Rank CODE	QUANTITATIVE DIMENSION	QUALITATIVE DIMENSION	IFQ <sup>2</sup> A INDEX
Agricultural Science	6	0,465	0,741	0,345
Biological Science	10	0,355	0,528	0,188
Earth and Environmental Sciences	3	0.719	0.630	0.453
Field: Economics, Enterprise and Business	18	0.390	0.390	0.152
Physics	10	0.472	0.599	0.282
Engineering	13	0.445	0.678	0.302
Mathematics	4	0.739	0.506	0.374
Medicine and Pharmacology	9	0.304	0.622	0.189
Other Social Sciences	6	0.73	0.534	0.390
Psychology and Education	2	0.928	0.564	0.524
Chemistry and Chemical Engineering	15	0.468	0.590	0.276
Information and Communications Techn.	1	0.838	0.704	0.591

## HUMAN RESOURCES IN RESEARCH

### Human Resources in research obtained via different national and autonomous community announcements

	2009	2010	2011	2012	2013
<b>GRANTS and CONTRACTS FROM THE AUTONOMOUS GOVERNMENT OF ANDALUSIA</b>					
Areas	36	38	PHASED OUT	PHASED OUT	PHASED OUT
Pre PhD	32	42	18	NR	NR
Doctors	33	13	9	NR	NR
<b>MINISTRY GRANTS AND CONTRACTS</b>					
FPI [Research Personnel Training]Grants	29	23	30	30	19
FPU [Teaching Personnel Training]Grants	90	79	76	78	67
Juan de la Cierva	11	9	9	9	EX
Ramón y Cajal	9	9	14	7	PE

- Chronological Period: 2009-2013 • Source: Vice-chancellor's Office for Scientific and Research Policy

#### FPI grants obtained by universities per 100 professors

Rank		2003	2004	2005	2006	2007	2008	2009	2010	2011	2012	Total FPI / average 100 profs.
19	Granada	0.99	0.93	1.52	0.93	0.84	1.29	1.39	0.94	1.40	1.31	1.15

- Chronological Period: 2003-2012 • Source: IUNE [Research Activity in Spanish Universities]

#### FPU grants obtained by universities per 100 professors

Rank		2003	2004	2005	2006	2007	2008	2009	2010	2011	2012	Total FPU / average 100 profs.
4	Granada	7.90	9.21	10.88	10.95	10.43	11.44	2.41	3.31	3.54	3.03	7.31

- Chronological Period: 2003-2012 • Source: IUNE [Research Activity in Spanish Universities]

## RESEARCH PROJECTS

### Annual evolution of Fundamental Research Projects not Orientated by the National Plan

Year	Number Projects	Funding Average	Funding Total
2009	109	€92,473	€10,079,542
2010	120	€74,014	€8,807,711
2011	104	€83,257	€8,658,739
2012	86	€66,368	€5,707,681
2013	81	€74,066	€5,999,355
<b>Total</b>	<b>500</b>	<b>€78,036</b>	<b>€39,253,028</b>

- Chronological Period: 2009-2013 • Source: Vice-chancellor's Office for Scientific and Research Policy

### Research projects from the National Plan obtained by universities

Rank	University	2003	2004	2005	2006	2007	2008	2009	2010	2011	2012	Total PN
5	Granada	89	94	103	109	123	107	111	120	104	86	1046

- Chronological Period: 2003-2012
- Source: IUNE [Research Activity in Spanish Universities]

### Research projects from the National Plan obtained by Spanish universities out of every 100 professors

Rank	University	2003	2004	2005	2006	2007	2008	2009	2010	2011	2012	Total PN / average 100 profs.
20	Granada	4.21	4.37	4.75	5.08	5.46	4.44	4.54	4.91	4.29	3.52	4.56

- Chronological Period: 2003-2012
- Source: IUNE [Research Activity in Spanish Universities]

## UGR R&D OFFER

Source: OTRI - Portal for the R&D offer of the University of Granada (<http://ofertaimasd.ugr.es>)

Date: June 2014

Research groups operational in the Portal	286
Lines of Research	1,435
Technological Services offered	1,415
Technological Offers	412
Search requests for researchers and/or research groups (2013/2014 academic year)	98

## RESEARCH CONTRACTS AND AGREEMENTS

### Research contracts and agreements subscribed in 2013-2014

Managed by the Department of Transfer, Innovation and Enterprise	
No. contracts	345
Volume contracted	€6,257,700.03
UGR professors involved	450 (150 as lead researchers)
Other contracts and agreements	
1 collaboration agreement for the co-funding of pre-PhD grants (€13,000)	
19 agreements on confidentiality and transfer of material	
3 sponsorship agreements (€11,000)	
9 enterprise collaboration agreements in general interest activities	

## Collaborative R&D Projects

Projects requested	24
Participants	35 external bodies and 58 researchers
Projects awarded	27
Projects managed via sub-contractation	42 (€3,128,775)

## MANAGEMENT OF INDUSTRIAL AND INTELLECTUAL PROPERTY

### Patent:

33 new patents

42 new results susceptible to protection.

### International extensions:

15 international applications via PCT

1 invention patent application for in Europe, USA, Mexico, Japan, Brazil, China, Russia and Canada

1 divisional patent application in New Zealand

### Exploitation of protected results:

20 expressions of interest in protected results

3 new exclusive patent licence agreements

### Prototypes and Concept Tests

2 technological development projects

2 grants awarded (€5,965),

3 expressions of interest in from interested companies

## CREATION OF KNOWLEDGE-BASED COMPANIES: SPIN-OFFS

No. of companies created in 2013-2014	6
No. of UGR Spin-offs	71
No. of products and services	234

Source: <http://spinoff.ugr.es>

## INTERNATIONAL STUDENT MOBILITY

## PAP-Erasmus Programme

Total of European Higher Education Institutes with bilateral mobility agreements with the University of Granada	710
Total bilateral mobility agreements between European Higher Education Institutes with the University of Granada	2030
Places offered to University of Granada students	4139
Places awarded to University of Granada students	<b>1971</b>
Places offered to foreign students in the University of Granada	4400
Places taken by foreign students in the University of Granada	<b>1940</b>

## UGR Programme

Country	Received	Sent (mobility accepted)	Sent (mobility carried out up to 02/06/2014)
USA and Canada	94	34	26
Latin America	213	186	135
Central and Eastern Europe	23	12	11
Arabic and Mediterranean Countries	0	15	12
Australia and Oceania	14	9	5
Asia	14	14	12
<b>Totals</b>	<b>358</b>	<b>270</b>	<b>201</b>

## Erasmus Mundus Programme

## Action 1: Combined Programmes

Programme	Total number of grants for consortium students	Total number of grants awarded in the UGR
<b>Gemma</b> (MSc in Women's and Gender Studies)		
2012/14 Period	16	8
2013/15 Period	13	4
<b>Cimet</b> (MSc in Color in Informatics and Media Technology)		
2012/14 Period	14	12
2012/14 Period	14	7
<b>Europubhealth</b> (MSc in Public Health)		
2012/14 Period	7	7
2013/15 Period	3	3

## Action 2: Erasmus Mundus Association

	Received	Sent
Undergraduate Students	20	31
Master's degree students	23	1
PhD students	32	2
<b>Totals</b>	<b>75</b>	<b>34</b>

### Free Mobility

No. of Countries of the University of Origin	Received	Sent
38	200	97

## INTERNATIONAL MOBILITY OF TEACHING AND RESEARCH PERSONNEL

### PAP-Erasmus Programme

- Agreements that include mobility of teaching staff: 274
- Mobility approved: 258
- Mobility carried out up to 04 June 2014: 138

### UGR Programme

#### Visiting Professors

- No. Countries: 9
- Received: 12

#### Mobility of teaching staff

- No. Countries: 15
- Sent: 52

## INTERNATIONAL MOBILITY OF ADMINISTRATION AND SERVICES PERSONNEL

### PAP-Erasmus Programme

- Received: 89
- Sent: 123

## ASSISTANTSHIPS

- No. Assistantships received: 1
- No. Assistantships sent: 18

## DOUBLE, MULTIPLE OR COMBINED DEGREES

No. PROGRAMMES			
1st and 2nd cycle (study plans being phased out)	Degree Course	Postgraduate	
		Erasmus Mundus Programme	Combined Master's Degrees
4	6	3	3

## INTERNATIONAL ACADEMIC COOPERATION PROJECTS

### International Projects with the participation of the UGR:

- No. of current projects: 81
- No. of current projects coordinated by the University of Granada: 13

Summary table of the main cultural and dissemination activities carried out in 2013-2014

Organiser	Type of activity / No. of activities
University Extension Secretariat	<b>210 activities:</b> Conferences and round tables Training courses and workshops Theatre activities Cultural visits Book presentations Guided visits and trips
	<b>Awards</b> for artistic and scientific creation for university students 17 types Amount: 1800 euros per type
	<b>Theatre Grants</b>
Centre of Contemporary Culture	<b>Exhibitions</b> (25,000 visitors) 18 exhibitions 7 activities parallel to the exhibitions 15 catalogues edited
	<b>Musical activities</b> (9,100 spectators) 34 musical productions and one conference-concert
	<b>Film activities</b> (3,417 spectators) 50 films projected (9 seasons) 4 film workshops
	<b>Institutional collaborations</b>
University of Granada Orchestra	25 concerts 4 training actions
Manuel de Falla Choir	13 concerts
“Casa de Porras” University Cultural Centre	186 Workshops 2,578 Students enrolled 12 exhibitions 8 cinema seasons



Organiser	Type of activity / No. of activities
Confucius Institute	8 different activities (recitals, workshops, shows...) 9 conferences 3 Institutional acts 2 exhibitions 3 Prize calls
Others	<b>University Library</b> Literary Contest <i>BookCrossing</i> Campaign Guided visits 7 activities related to Book Day 13 exhibitions  <b>Moveable Heritage Secretariat</b> 67 guided visits to the Cultural Heritage of the UGR (1,966 visitors)  <b>Free Software Office</b> 2 University Free Software Competitions 4 computer donation campaigns Participation/organisation of 8 events

## Sports activities

### Sports courses

No. courses available	276
No. places available	5,351
No. places occupied	3,021
Percentage occupied	56.47%

### Competitions

AWARD	Participants (male/female players)	Matches played	Teams
RECTOR AWARD	1303/657	300	133
YEARGROUP AWARD	1330/10	215	92
HALLS OF RESIDENCE AWARD	515/265	158	46
ADMINISTRATION-TEACHING STAFF AWARD	108/7	26	10
4 <sup>th</sup> Internal Leagues Award (L.T.I)	1101/164	813	248
<b>Total</b>	<b>4357/1103</b>	<b>1512</b>	<b>529</b>

The complete edition of the 2013-2014 Academic Report, as well as the statistical appendix of which this book is a brief summary, can be consulted at the website of the General Secretariat of the University of Granada:

<http://secretariageneral.ugr.es/pages/memorias/academica>







INTERNATIONAL  
YEAR OF LIGHT  
2015