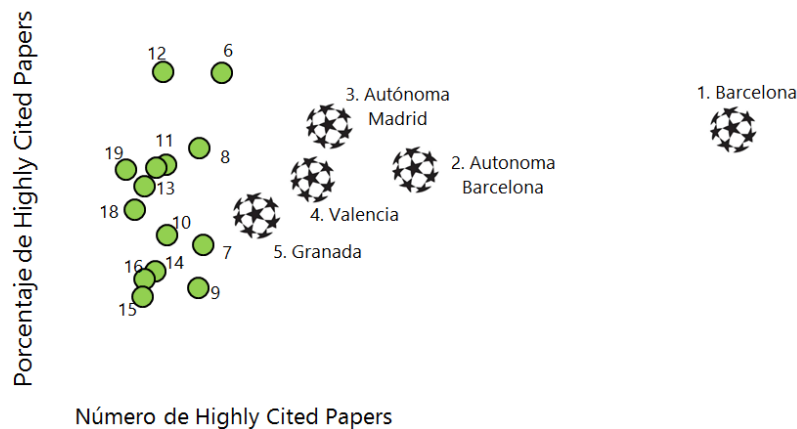


■ Excelencia científica

- Evolución del número y porcentaje de los trabajos altamente citados (Highly Cited Papers) en la base de datos Web of Science.

	% Número de Trabajos TOP1 %	% Número de trabajos TOP10%	% Highly Cited Papers	Nº Highly Cited Papers
2007	1.37	11.68	0.99	13
2008	1.29	11.52	0.86	12
2009	1.15	13.06	1.09	17
2010	1.75	13.43	1.46	25
2011	1.44	14.31	1.01	21
2012	1.51	13.93	1.26	30
2013	1.31	12.06	1.1	26
2014	2.19	13.37	1.91	48
2015	1.78	13.06	1.63	42
2016	1.49	10.31	1.46	37

Mapa estratégico de las universidades españolas según el Nº de Highly Cited Papers y el % de Highly Cited Papers



University of Barcelona	1	Universidad de la Laguna	11
Autonomous University of Barcelona	2	Universidad de Cantabria	12
Autonomous University of Madrid	3	University of Salamanca	13
University of Valencia	4	University of Zaragoza	14
University of Granada	5	Universitat Politècnica de Valencia	15
Pompeu Fabra University	6	University of Navarra	16
University of Basque Country	7	University of Sevilla	17
University of Oviedo	8	Universitat Rovira i Virgili	18
Complutense University of Madrid	9	Universitat de les Illes Balears	19
University of Santiago De Compostela	10		

■ Número y porcentaje de los trabajos altamente citados de las universidades españolas en el quinquenio 2012-2016

<i>Universidad española</i>	<i>% Docs in Top 1%</i>	<i>% Docs in Top 10%</i>	<i>% Highly Cited Papers</i>	<i>Highly Cited Papers</i>
University of Barcelona	2.59%	16.49%	2.44%	734
Autonomous University of Barcelona	2.09%	14.38%	2.05%	383
Autonomous University of Madrid	2.31%	15.23%	2.44%	291
University of Valencia	2.05%	13.96%	2.01%	269
University of Granada	1.78%	12.89%	1.65%	205
Pompeu Fabra University	3.30%	20.31%	2.93%	172
University of Basque Country	1.45%	12.92%	1.37%	151
University of Oviedo	2.43%	13.38%	2.25%	147
Complutense University of Madrid	1.21%	11.09%	0.98%	146
University of Santiago De Compostela	1.78%	13.89%	1.46%	112
Universidad de la Laguna	2.31%	12.66%	2.10%	110
Universidad de Cantabria	3.07%	15.78%	2.94%	107
University of Salamanca	1.84%	11.39%	2.07%	100
University of Zaragoza	1.14%	11.42%	1.13%	99
Universitat Politècnica de Valencia	1.12%	10.64%	1.06%	87
University of Navarra	1.98%	14.68%	1.90%	87
University of Sevilla	0.87%	10.15%	0.90%	85
Universitat Rovira i Virgili	1.91%	15.85%	1.69%	76
Universitat de les Illes Balears	2.33%	14.64%	2.05%	66
Polytechnic University of Madrid	1.02%	9.28%	0.87%	65
Polytechnic University of Catalonia	1.10%	11.23%	0.76%	62
Universitat Jaume I	2.18%	13.76%	1.95%	58
Universitat de Girona	1.60%	14.97%	1.30%	52
Universidad de Málaga	0.95%	9.99%	1.03%	52
Universidad de Córdoba	1.24%	12.03%	1.06%	51
University of Murcia	1.03%	10.67%	0.75%	41
University of Vigo	0.99%	10.34%	0.86%	40
Universidad de Alcalá	1.38%	11.97%	1.15%	40
Universidad de Extremadura	1.44%	8.85%	1.20%	40
Universidad de Castilla-La Mancha	0.63%	9.88%	0.69%	35
Universitat de Lleida	1.40%	14.16%	1.40%	32
Universitat d'Alacant	1.02%	9.33%	0.70%	29
Universidade da Coruña	1.13%	9.06%	0.84%	29
Universidad de Jaén	1.13%	10.73%	1.13%	29
Universidad Carlos III de Madrid	1.01%	8.91%	0.67%	26
Universidad Miguel Hernández de Elche	0.93%	10.97%	0.83%	25
Universidad Rey Juan Carlos	0.88%	10.23%	0.84%	24
Universitat Ramon Llull	2.24%	13.73%	1.79%	24
Universidad de Valladolid	0.59%	7.41%	0.51%	20
Universidad de Las Palmas de Gran Canaria	0.97%	9.38%	0.84%	19
Universidad de León	0.9%	8.13%	0.90%	18
Universidad Pública de Navarra	0.94%	11.76%	0.88%	17
Universidad de Cádiz	0.95%	9.44%	0.58%	16
Universidad Pablo de Olavide	1.24%	9.76%	0.83%	16
Universidad de La Rioja	1.11%	10.06%	1.19%	15
Universidad de Huelva	0.88%	8.61%	0.82%	13
Universidad de Burgos	1.12%	9.98%	1.12%	11
Universidad de Almería	0.69%	9.39%	0.46%	10
UNED	1.05%	7.58%	0.50%	10

- **Número de trabajos altamente citados (Highly Cited Papers) de la Universidad de Granada en el quinquenio 2012-2016 por categoría ESI**

<i>Disciplina ESI</i>	<i>Número de Highly Cited Papers</i>				
	2012	2013	2014	2015	2016
Physics	6	9	1---	13	14
Space Science	1	---	2---	3	21
Computer Science	2	4	4	8	2
Agricultural Sciences	3	---	1	4	7
Engineering	5	2	2	2	2
Clinical Medicine	1	4	---	2	3
Geosciences	3	---	2	2	3
Mathematics	2	1	2	2	1
Environment/Ecology	2	2	---	1	2
Social Sciences, general	1	1	2	2	---
Chemistry	1	1	1	1	1
Plant & Animal Science	---	---	2	2	---
Biology & Biochemistry	1	---	1	1	---
Psychiatry/Psychology	1	---	1	1	---
Molecular Biology & Genetics	1	---	1	---	---
Pharmacology & Toxicology	---	2	---	---	---
Economics & Business	---	---	---	---	---
Immunology	---	---	---	---	---
Materials Science	---	---	---	---	---
Microbiology	---	---	---	---	---
Multidisciplinary	---	---	---	---	---
Neuroscience & Behavior	---	---	---	---	---



- **Porcentaje de trabajos altamente citados (Highly Cited Papers) de Universidad de Granada en el quinquenio 2012-2016 por categoría ESI**

<i>Disciplina ESI</i>	<i>Porcentaje de Highly Cited Papers</i>				
	2012	2013	2014	2015	2016
Physics	2.17%	4.62%	4.57%	6.13%	5.83%
Space Science	2.94%	---	32.26%	5.56%	24.71%
Computer Science	2.08%	3.74%	4.21%	7.08%	1.65%
Agricultural Sciences	3.03%	---	0.83%	2.27%	6.48%
Engineering	2.69%	1.37%	1.23%	1.38%	1.20%
Clinical Medicine	0.36%	1.30%	---	0.56%	0.82%
Geosciences	1.63%	---	1.16%	1.18%	1.67%
Mathematics	1.49%	0.72%	1.54%	1.30%	0.78%
Environment/Ecology	2.08%	1.85%	---	0.83%	2.02%
Social Sciences, general	0.58%	0.52%	0.99%	0.93%	---
Chemistry	0.61%	0.61%	0.49%	0.49%	0.49%
Plant & Animal Science	---	---	1.90%	2.67%	---
Biology & Biochemistry	1.03%	---	1.08%	1.10%	---
Psychiatry/Psychology	0.77%	---	0.70%	0.74%	---
Molecular Biology & Genetics	2.17%	---	2.08%	---	---
Pharmacology & Toxicology	---	4.08%	---	---	---
Economics & Business	---	---	---	---	---
Immunology	---	---	---	---	---
Materials Science	---	---	---	---	---
Microbiology	---	---	---	---	---
Multidisciplinary	---	---	---	---	---
Neuroscience & Behavior	---	---	---	---	---

- **Número y Porcentaje de trabajos altamente citados (Highly Cited Papers) de Universidad de Granada en el quinquenio 2012-2016 por categoría Web of Science**

<i>Categoría Web of Science</i>	<i>% Docs in Top 1%</i>	<i>% Docs in Top 10%</i>	<i>% Highly Cited Papers</i>	<i>Highly Cited Papers</i>
ASTRONOMY & ASTROPHYSICS	8.03%	26.88%	8.9%	51
PHYSICS, PARTICLES & FIELDS	5.16%	25.78%	6.09%	39
PHYSICS, NUCLEAR	10.5%	45.5%	8.5%	17
COMPUTER SCIENCE, ARTIFICIAL INTELLIGENCE	2.89%	16.94%	2.89%	14
COMPUTER SCIENCE, INFORMATION SYSTEMS	6.0%	31.0%	6.5%	13
NUTRITION & DIETETICS	1.5%	6.85%	2.57%	12
FOOD SCIENCE & TECHNOLOGY	0.9%	19.4%	2.69%	9
ENVIRONMENTAL SCIENCES	1.11%	10.24%	1.78%	8
PHYSICS, MULTIDISCIPLINARY	2.71%	20.36%	3.62%	8
MATHEMATICS, APPLIED	1.99%	10.92%	1.49%	6
BIOCHEMISTRY & MOLECULAR BIOLOGY	1.0%	9.73%	1.5%	6
COMPUTER SCIENCE, INTERDISCIPLINARY APPLICATIONS	1.92%	11.49%	1.92%	5
CHEMISTRY, APPLIED	3.03%	15.15%	3.79%	5
ENGINEERING, ELECTRICAL & ELECTRONIC	1.74%	13.33%	1.16%	4
CHEMISTRY, MULTIDISCIPLINARY	0.0%	8.16%	1.36%	4
METEOROLOGY & ATMOSPHERIC SCIENCES	2.29%	12.21%	3.05%	4
MATHEMATICS	0.63%	15.09%	0.63%	3
GEOSCIENCES, MULTIDISCIPLINARY	1.03	9.51%	0.77%	3
ECOLOGY	1.22%	7.72%	1.22%	3
GEOCHEMISTRY & GEOPHYSICS	1.26%	10.46%	1.26%	3
ONCOLOGY	1.63%	8.15%	1.63%	3
ENGINEERING, ENVIRONMENTAL	0.0%	4.97%	1.86%	3
PLANT SCIENCES	1.25%	10.63%	1.88%	3
CELL BIOLOGY	0.71%	8.57%	2.14%	3
COMPUTER SCIENCE, THEORY & METHODS	4.07%	18.7%	2.44%	3
MANAGEMENT	0.88%	10.53%	1.75%	2
PHARMACOLOGY & PHARMACY	1.4%	11.23%	0.7%	2
PUBLIC, ENVIRONMENTAL & OCCUPATIONAL HEALTH	1.21%	12.55%	0.81%	2
OPERATIONS RESEARCH & MANAGEMENT SCIENCE	2.61%	13.07%	1.31%	2
GREEN & SUSTAINABLE SCIENCE & TECHNOLOGY	0.0%	3.23%	3.23%	2
TOXICOLOGY	4.92%	22.95%	3.28%	2
ENVIRONMENTAL STUDIES	1.75%	12.28%	3.51%	2
AGRICULTURE, MULTIDISCIPLINARY	1.75%	21.05%	3.51%	2
CARDIAC & CARDIOVASCULAR SYSTEMS	2.56%	17.95%	5.13%	2
IMAGING SCIENCE & PHOTOGRAPHIC TECHNOLOGY	6.25%	12.5%	6.25%	2
COMPUTER SCIENCE, CYBERNETICS	3.23%	19.35%	6.45%	2
REMOTE SENSING	6.45%	6.45%	6.45%	2
CRITICAL CARE MEDICINE	9.09%	27.27%	18.18%	2
INFORMATION SCIENCE & LIBRARY SCIENCE	0.58%	13.37%	0.58%	1
ANTHROPOLOGY	1.85%	11.11%	1.85%	1
NEUROSCIENCES	0.34%	7.88%	0.34%	1
PSYCHOLOGY, MULTIDISCIPLINARY	0.44%	3.11%	0.44%	1
PSYCHIATRY	0.59%	9.47%	0.59%	1
BIOTECHNOLOGY & APPLIED MICROBIOLOGY	0.6%	8.43%	0.6%	1
PSYCHOLOGY, EXPERIMENTAL	1.24%	4.35%	0.62%	1
STATISTICS & PROBABILITY	1.32%	15.13%	0.66%	1
WATER RESOURCES	0.75%	6.02%	0.75%	1
GEOLOGY	2.33%	15.5%	0.78%	1
....				

▪ **Trabajos publicados por la Universidad de Granada en las revistas científicas SCIENCE y NATURE durante el quinquenio 2012-2016**

Título del Trabajo	AÑO	Revista	Autor y Afiliación	¿Lidera UGR?	Tipo Trabajo
Recent Plant Diversity Changes on Europe's Mountain Summits	2012		Rosa Fernandez Calzado Univ Granada, Dept Botánica	NO	Artículo
The Role and Implications of Bassanitee as a Stable Precursor Phase to Gypsum Precipitation	2012		A.E.S Van Driessche Univ Granada, CSIC, Inst Andaluz Ciencias Tierra	SÍ	Artículo
A Cenozoic record of the equatorial Pacific carbonate compensation depth	2012		Oscar Romero Univ Granada, Inst Andaluz Ciencias Tierra, Granada	NO	Carta
Persistent near-tropical warmth on the Antarctic continent during the early Eocene epoch	2012		Carlota Escutia y Francisco Jimenez Espejo	NO	Artículo
Libraries' Social Role in the Information	2012			SÍ	Carta
Ubiquitin chain conformation regulates recognition and activity of interacting proteins	2012		María Ruedas-Rama Univ Granada, Fac Pharm, Dept Phys Chem	NO	Artículo
Dust measurements in the coma of comet	2012		Daniel Rodríguez Univ Granada	NO	Artículo
Direct Mapping of Nuclear Shell Effects in the Heaviest	2012		D Rodriguez Univ Granada, Inst Andaluz Ciencias Tierra, Granada	NO	Artículo
A particle consistent with the Higgs Boson Observed with the Atlas Detector at the Large Hadron Collider	2012		j. Saavedra-Jimenez Univ Granada, Dept Física Teoría & Cosmos	NO	Artículo
Science Communication: Flawed Citation Indexing	2013		Emilio Delgado, Nicolás Robinson y Daniel Torres Dpt. Información	SÍ	Carta
Reorganization of Southern Ocean Plankton Ecosystem at the Onset of Antarctic Glaciation	2013		Univ Granada, Lab Estudios Cristallog, Inst Andaluz Ciencias Tierra	NO	Artículo
Mars methane detection and variability at Gale crater	2015		Javier Martín Torres Univ Granada, CSIC	NO	Artículo
The phylogenetic roots of human lethal violence	2016		José María Gómez Univ Granada, Dept Zool, E-18071 Granada, Spain	SÍ	Artículo