

2014-2015 Academic Report

THE UGR IN NUMBERS
Statistical summary



Universidad de Granada



Universidad de Granada

2014-2015
Academic Report

THE UGR IN NUMBERS | Summary of the Statistical Appendix

University of Granada
THE UGR IN NUMBERS. Summary of the Statistical Appendix
2014-2015 Academic Report

Clarifying note:

- The data included in this book refer to 30 June 2015.
- The complete edition of the *2014-2015 Academic Report*, as well as the statistical appendix of which this book is a brief summary, can be consulted at the website of the General Secretariat of the University of Granada: <http://secretariageneral.ugr.es/memorias/academica>

Published by: University of Granada General Secretariat. Documentation, Publishing and Information Secretariat.
Translation: STU Traductores

Printed by: Gráficas La Madraza

The University of Granada is starting the new academic year by, once again, honouring its traditions with the presentation of its Academic Report. In doing so, we reflect upon our results and make them public as part of our duty to the society that we serve. It is our commitment to providing the most complete, faithful and direct portrait of the University to present the work carried out by its members within the 28 Faculties and Schools, 123 Departments, 16 University Research Institutions, 4 Research Centres, and within the extensive network of management and administration services and bodies that make up a complete public service institution.

The complete edition of the Academic Report can be accessed via the website of the General Secretariat. For better understanding, it is divided into the five major areas which are at the heart of our work as a university: Teaching, Research, Transfer of Knowledge, Internationalisation and Social Impact of the University. The book "The UGR in figures" is also presented (in a bilingual edition for the first time) as a supplement, which summarises the main data in the statistical Appendix of the Report. The aim is to provide access to these great figures and to offer an overview, in the most understandable and accessible way possible, of the complex and varied work of a University whose activity has a decisive impact on its social environment, in which it plays an active part and in which it wishes to be an essential driver of intellectual progress and socio-economic development.

These figures show the University of Granada's progress among every University on the world stage, which is why we should congratulate ourselves for the common effort that, especially in a time of crisis, has made it possible for our Institution to acquire greater prestige and recognition.

The year 2016 is the IVth Centenary of the death of two great universal authors: Miguel de Cervantes and William Shakespeare, coinciding also with that of the great Chinese playwright Tang Xianzu. To mark the occasion, the University of Granada has decided to dedicate the academic year 2015-16 to plurilingualism as shared heritage of humankind. In so doing, the University is renewing its longstanding commitment to a language policy based on language and cultural diversity, on the promotion of Spanish language in the world and on the learning of other languages in our institution and our local society.

This strong policy in favour of plurilingualism shares the objectives established by the Council of Europe: language diversity based on recognition of the value of all languages as means of communication and expression of identity; mutual understanding of peoples and cultures; participation and democratic citizenship; social cohesion and inclusion.

September 2015
Pedro Mercado Pacheco
General Secretary



Universidad de Granada

*Hospital Real. C/ Cuesta del Hospicio, s/n
18071 Granada (España)*

www.ugr.es

Rector: Pilar Aranda Ramírez

Year of foundation: 1531

GENERAL DATA

UNIVERSITY COMMUNITY	
Teaching and Research Personnel	3,487
Administration and Services Personnel	2,198
Undergraduate Students	52,409
Student/Teacher Ratio	15,03
Foreign Undergraduate students	4,184
Students graduated in last academic year	8,183
PhD students	3,317
Masters students	3,712
Complementary studies students	2,013
Language students (CLM)	5,388
E-learning students	34,315
Students of University Studies for Mature Persons	838
Summer course students	1,557
ACADEMIC AND TEACHING STRUCTURE	
Faculties	22
Higher Technical Colleges	4
Affiliated centres	2
Departments	123
University Research Institutes	16
Research Centres	4
Degree Courses Taught	77 + 4 joint
Official masters programmes	94
Official PhD programmes	25
Internal postgraduate studies offered	91

GRANTS AND SUPPORT

Grants under the General Regulations of the Ministry	17,174
Receivers of grants from internal grant plan (General programme)	1,804
Receivers of grants from grant plan itself (specific programmes)	509
Other financial help with own funds	398
Receivers of grants from internal studies	345
Receivers of grants from conventions with Morocco and Eastern European countries.	375
Receivers of special social grants	450
Beneficiaries of programmes for students with disabilities	304
Sicue-Seneca National Mobility Programme (finishing)	831
Sicue-Seneca National Mobility Programme (starting)	611
Receivers of Grants on internships in companies	1,912

INTERNATIONAL MOBILITY

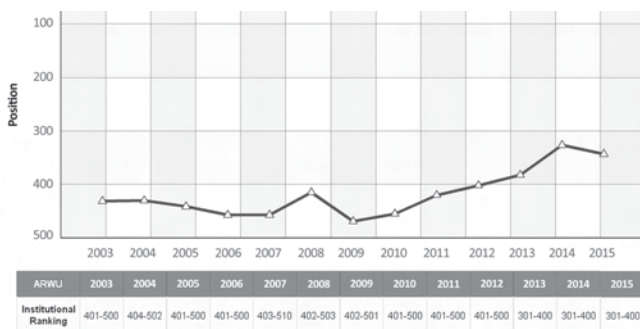
PAP-Erasmus Programme. Students sent	1,971
PAP-Erasmus Programme. Students received	1,940
UGR Mobility Programme, Students sent	270
UGR Mobility Programme, Students received	358

POSITION OF THE UNIVERSITY OF GRANADA IN INTERNATIONAL RANKINGS

"Academic Ranking of World Universities", 2014 (Shanghai Ranking or ARWU-2014)

<http://www.shanghairanking.com/World-University-Rankings/University-of-Granada.html>

Performance in Academic Ranking of World Universities



Spanish top eight universities *

Country rank	University	World rank
1	Barcelona	151-200
2-5	Autónoma de Barcelona	201-300
2-5	Autónoma de Madrid	201-300
2-5	Complutense de Madrid	201-300
2-5	Pompeu Fabra	201-300
6-8	Granada	301-400
6-8	Politécnica de Valencia	301-400
6-8	Valencia	301-400

* Institutions within the same rank range are listed alphabetically.

Key facts about the UGR in the 2015 edition of the ARWU ranking:

- The UGR ranks among the 300-400 top universities in the world, among the 8 top Spanish universities, and is the only Andalusian university in this classification.
- By branches of knowledge, the position that the UGR occupies in Engineering is notable (among the top 150 universities in the world).
- By specialisms, it stands out in Mathematics (ranking among the 150 top universities in the world), and in Computing (it has risen to position no. 42 in the world ranking and is the top Spanish university).

Ranking "Top Universities" QS (Quacquarelli Symonds Limited), 2014

<http://www.topuniversities.com>

General ranking (position of the UGR)

	Rank
World University Rankings 2014	461
Academic Reputation	269

Webometrics Ranking of World Universities. Cybermetrics Lab (CSIC)

http://www.webometrics.info/es/Ranking_Europe

Country Rank	Continental Ranking	World Ranking	Presence	Impact	Openness	Excellence
6	68	195	208	284	205	248

University ranking – Academic Performance

<http://www.urapcenter.org>

World Ranking	Country Ranking	Category	Article	Citation	Total Document	JIT	JCIT	Collaboration	Total
228	6	A+	75.91	70.51	35.28	61.33	49.78	52.04	344.85

National Taiwan University Ranking (NTU Ranking)

<http://nturanking.lis.ntu.edu.tw>

World Rank	Country Rank	University	Total Score
71	1	University of Barcelona	63.2
157	2	Autonomous University of Barcelona	55.6
211	3	University of Valencia	53.1
215	4	Autonomous University of Madrid	53.0
270	5	Complutense University of Madrid	50.9
294	6	University of Granada	50.0
360	7	University of the Basque Country	48.3
368	8	University of Santiago de Compostela	48.2
389	9	University of Zaragoza	47.9
393	10	Pompeu Fabra University	47.8

TEACHING AND RESEARCH PERSONNEL

Data for Teaching and Research Personnel by category

	2014-2015
Civil servants serving university teaching units	2,102
Senior University Lecturers	582
University Principals	1,396
Senior Lecturers in University Colleges	31
Principals in University Colleges	93
Contracted teaching and research personnel and others	1,385
Assistants	10
Associate Working Professors	82
Associate Professors Health Sciences	161
Collaborating Professors	354
Assistant Professors with Doctorate	138
Contracted Professors with Doctorate	407
Contracted Substitute Professors with Doctorate	47
Emeritus Professors	143
Visiting Professors	19
Other categories	24
Total	3,487

Evolution of PDI (Teaching and Research Personnel) over the last five academic years

Academic year	Civil Servants	Contracted	Total
2010-2011	2,189	1,637	3,826
2011-2012	2,207	1,494	3,701
2012-2013	2,210	1,396	3,701
2013-2014	2,137	1,405	3,542
2014-2015	2,102	1,385	3,487

ADMINISTRATION AND SERVICES PERSONNEL (PAS)

No. of staff in Administration and Services Personnel 2014-2015

Civil Servants	Full-time	Part-time	
Group A1	152	Group I	27
Group A2	177	Group II	51
Group C1	611	Group III	469
Group C2	28	Group IV	676
Total:	968	Total	1,223
		Total	7
			2,198

Evolution of PAS over the last five academic years

Academic year	Civil Servants	Full-time	Part-time	Total
2010-2011	910	1,258	8	2,176
2011-2012	919	1,271	7	2,197
2012-2013	946	1,257	7	2,210
2013-2014	950	1,215	7	2,172
2014-2015	968	1,223	7	2,198

STUDENTS

Undergraduate Students

No. of undergraduate students and distribution by age

Age	Female	Male	Total
<=18 years old	3295	2079	5374
19 years old	3742	2354	6096
20 years old	4335	2756	7091
21 years old	4729	2935	7664
22 years old	3648	2469	6117
23 years old	2742	2066	4808
24 years old	1857	1682	3539
25 years old	1344	1180	2524
26 years old	1009	885	1894
27 years old	664	699	1363
28 years old	522	492	1014
29 years old	406	376	782
30-34 years old	974	1031	2005
35-39 years old	457	453	910
>=40 years old	627	601	1228
Totals	30,351	22,058	52,409
Percentage	57,91%	42,09%	

Distribution of undergraduate students according to origin

	No. students	Percentage
From Granada:	22,663	45,15%
From the rest of the Spanish provinces:	23,797	45,41%
From abroad:	4,949	9,44%

Distribution of undergraduate students by continent / country of origin

Nationality:	Total no. students	Percentage over student total	Percentage over foreign student total
Spanish	48,225	92,02%	-
Foreign	4,184	7,98%	-
Other European countries	2,621	5,00%	62,64%
Americans	758	1,45%	18,12%
Africans	649	1,24%	15,51%
Asians	145	0,28%	3,47%
From Oceania	11	0,02%	0,26%

Evolution of no. of undergraduate students in the last five academic years

Academic year	Spanish	Foreign	Total
2010-2011	51,921	4,548	56,469
2011-2012	52,038	4,775	56,813
2012-2013	50,381	4,468	54,849
2013-2014	50,428	4,102	54,530
2014-2015	48,225	4,184	52,409

Official Master's and PhD students

PhD (RD 99/2011)	
Students enrolled on a PhD course	1414
Newly enrolled students	790
No. foreign students out of total	340
No. students from foreign University out of total	271
No. students from Spanish University distinct from UGR out of total	327
PhD (RD 56/2005 and RD 1393/2007 - Courses to expire)	
Students enrolled on a PhD course	1380
Newly enrolled students	14
No. foreign students out of total	375
No. students from foreign University out of total	279
No. students from Spanish University distinct from UGR out of total	234
PhD Courses (RD 1778/98 - Courses to expire)	
Total students enrolled	523
Of which are enrolled in supervised research	16
Of which are enrolled in the Work Plan	507
No. foreign students out of total	163
No. students from foreign University out of total	154
No. students from Spanish University distinct from UGR out of total	93
PhD Theses	
Theses deposited up to 28/05/2014	275
Theses read	270
With International PhD	110
Official Master's	
Students enrolled in a master's	3712
Newly enrolled students	2986
No. foreign students out of total	489
No. students from foreign University out of total	409
No. students from Spanish University distinct from UGR out of total	1189

Evolution of no. of Master's and PhD students in the last five academic years

Academic year	PhD	Official Master's	Total
2009-2010	2,397	4,366	6.763
2010-2011	1,438	5,443	6.881
2011-2012	998	6,200	7.198
2012-2013	683	5,437	6.120
2013-2014	3,181	3,368	6.549

Students of internal studies

	Type of studies	No. students enrolled
Internal Studies	Internal Master's	476
	Experts	132
	Diplomas	1,331
	Curricular itineraries	92
	Total internal courses	2,013
Languages (Centre of Modern Languages)	Spanish department for foreign students	3,971
	Foreign languages department	1,417
	Total	5,388
E-learning	Students who have completed some type of e-learning studies	34,315
University Studies for Mature Students	Granada	569
	Baza	71
	Guadix	60
	Motril	63
	Ceuta	54
	Melilla	21
	Total	838
Summer courses	Mediterranean Centre	1,157
	Courses in Ceuta	200
	Courses in Melilla	200
	Total	1,557
Total internal studies		44,111

GENERAL DATA

Type of structure	No.	
Faculties and Colleges	Faculties	22
	Higher Technical Colleges	4
	Affiliated centres	2
	Total Faculties and Colleges	28
Departments		123
University Research Institutes		16
Research Centres		4

UNIVERSITY CENTRES

Faculties and Colleges. Granada

Centre	Students 2014/2015	Graduates
Faculty of Fine Arts	1274	201
Faculty of Sciences	5297	558
Faculty of Sports Sciences	1046	126
Faculty of Education Sciences	5141	1227
Faculty of Health Sciences	1276	169
Faculty of Work Sciences	1665	273
Faculty of Economic and Business Sciences	5250	932
Faculty of Political Sciences and Sociology	1408	149
Faculty of Communication and Documentation	653	70
Faculty of Law	3355	687
Faculty of Pharmacy	2997	340
Faculty of Philosophy and Arts	4928	661
Faculty of Medicine	1698	262
Faculty of Dentistry	428	101
Faculty of Psychology	1905	409
Faculty of Social Work	767	65
Faculty of Translation and Interpretation	1502	262
Higher Technical College of Architecture	1550	64
Higher Technical College of Computer and Telecommunications Engineering	1970	203
Higher Technical College of Civil Engineering	1404	234
Higher Technical College of Building	1482	407
Combined degrees (various centres)	1677	107

Ceuta Faculties

Centre	Students 2014/2015	Graduates
Faculty of Education Sciences	506	-
Faculty of Education, Economics and Technology	929	245

Melilla Faculties

Centre	Students 2014/2015	Graduates
Faculty of Social Sciences	355	47
Faculty of Education and Humanities	570	37
Faculty of Nursing	332	41

Affiliated centres

Centre	Students 2014/2015	Graduates
"Virgen de las Nieves" University Centre of Nursing	62	-
"La Inmaculada" Teaching Faculty	982	306

TEACHING ORGANISATION

TEACHING ORGANISATION	2011-2012	2012-2013	2013-2014	2014-2015
Courses taught by the University of Granada	60 + Degrees 3 combined 73 + LRU 2 combined	61 + Degrees 3 combined 72 + LRU 2 combined	62 Degrees + 3 combined 72 LRU + 2 combined	77 Degrees + 4 combined. LRU 1 + 2 combined
Subjects. Total number	4.557	4.529	5070	4.668
Freely Configurable (included in general data)	185	129	84	3
Theory Groups	7.864	7.926	8.270	7.818
Practical Groups	12.733	12.784	12.232	11.388
Credits. Total	63.161	61.589	63.231	59.135
Credits. Theory	31.443	32.565	36.505	35.410
Credits. Practical	31.718	29.024	26.726	23.725
Teaching staff. Total	3.702	3.606	3.498	3.487
Full-time teaching staff	3.384	3.319	3.254	3.253
Doctors	3.084	3.075	3.037	3.037
Percentage of doctors	83,31	85,28	86,82	87,01
Student/teacher ratio	14,93	14,85	15,17	15,03
Relation full-time student/teacher	14,96	14,45	14,17	15,37
Students enrolled	55.269	53.579	53.069	52.409
Students enrolled full time	50.276	47.974	46.132	49.997

UNIVERSITY OFFER OF OFFICIAL DEGREES

Places offered and students enrolled via pre-registration in first academic year

Degrees	Places Offered	Enrolments Totals
Business Administration and Management	281	282
Business Administration and Management (Ceuta)	70	53
Business Administration and Management (Melilla)	80	70
Business Administration and Management + Law	143	141
Business Administration and Management + Law (Melilla)	50	45
Social and Cultural Anthropology	65	65
Archaeology	65	66
Architecture	158	154
Fine Arts	235	229
Biology	215	209
Biochemistry	55	57
Biotechnology	50	50
Environmental Sciences	150	145
Physical Activity and Sports Sciences	190	192
Physical Activity and Sports Sciences + Primary Education (Melilla)	65	63
Political and Administrative Sciences	160	160
Political and Administrative Sciences + Law	143	145
Food Science and Technology	65	63
Audiovisual Communications	65	67
Conservation and Restoration of Cultural Property	50	50
Criminology	75	76
Law	500	491
Economics	237	237
Pre-school Education	330	326
Pre-school Education ("La Inmaculada")	130	93
Pre-school Education (Ceuta)	70	46
Pre-school Education (Melilla)	65	42
Primary Education	540	538
Primary Education ("La Inmaculada")	260	174
Primary Education (Spanish and English)	67	67
Primary Education (Ceuta)	140	73
Primary Education (Melilla)	65	59
Social Education	135	136
Social Education (Ceuta)	80	43
Social Education (Melilla)	80	44
Nursing	200	202
Nursing (Ceuta)	135	143
Nursing (Melilla)	110	111
Statistics	60	55
Arab and Islamic Studies	50	51

Degrees	Places Offered	Enrolments Totals
French Studies	75	75
English Studies	150	150
Pharmacy	320	315
Classical Philology	50	46
Hispanic Philology	75	78
Philosophy	80	75
Finance and Accounting	129	129
Physics	130	126
Physiotherapy	57	61
Geography and Land Management	60	61
Geology	75	65
History	150	152
History of Art	150	134
History and Science of Music	65	66
Information Sciences	100	68
Telecommunications Technology Engineering	100	99
Civil Engineering	200	201
Construction Engineering	300	145
Electronic Industrial Engineering	65	66
Computer Engineering	300	298
Computer Engineering + Mathematics	50	52
Computer Engineering (Ceuta)	50	21
Chemical Engineering	120	118
Modern Languages and Literatures	75	73
Comparative Literatures	50	50
Speech Therapy	70	71
Marketing and Market Research	129	130
Mathematics	110	107
Medicine	253	252
Human Nutrition and Dietetics	100	102
Dentistry	85	83
Optics and Optometry	135	114
Pedagogy	135	133
Psychology	300	295
Chemistry	90	90
Industrial Relations and Human Resources	365	363
Industrial Relations and Human Resources (Málaga)	50	16
Sociology	160	154
Occupational Therapy	60	64
Social Work	180	180
Translation and Interpreting - German	37	38
Translation and Interpreting - Arabic	35	37
Translation and Interpreting - French	80	81
Translation and Interpreting - English	120	120
Tourism	144	147
Total enrolled in first academic year		10.584

Specific curricular itineraries

Places offered and applications made in the Single District for Andalusia

Degrees	Places Offered	Total enrolled
Computer Engineering Degree	50	43
Social Work Degree	50	54
Construction Degree (Granada Campus)	150	96
Construction Degree (Málaga Campus)	150	37

UNIVERSITY OFFER OF OFFICIAL POST-GRADUATE QUALIFICATIONS

Course Type	Description	Programmes offered
Official master's and PhD Programmes	Master's	94
	PhD Programmes (RD 99/2011)	25
	Total:	119
Programas a extinguir	PhD Programmes (RD 1393/2007)	33
	Postgraduate Courses (RD 56/2005)	48
	PhD (RD 778/1998)	15
	Total:	96

Academic offer for the 2015/2016 academic year

Description	No. of programmes offered	Observations
University Master's Degrees	105	19 Inter-university
In verification process	25	

OFFER OF NON-OFFICIAL UNIVERSITY STUDIES

Type of studies	No. of Degrees offered	No. places offered
Internal Master's Degrees	28	899
Experts	18	461
Diplomas	45	1952
Total	91	3312

See also: [Language studies](#) ■ [E-learning](#) ■ [University Studies for Mature Students](#) ■ [Summer Courses](#)

UNIVERSITY ACCESS PROCEDURES

Statistics on the Access Exam for university degree courses

Extraordinary exam sessions in September 2014	
No. Sat in General Phase	1,303
Passes in General Phase	1,015
Fails in General Phase	288
No. Sat in Specific Phase	1,454
Total Enrolled	1,664

Regular call June 2015	
No. Sat in General Phase	5,041
Passes in General Phase	4,683
Fails in General Phase	358
No. Sat in Specific Phase	5,664
Total Enrolled	5,917

Over 25s 2014-2015 Academic Year	
Did not sit	23
Passed	175
Failed	138
Enrolled	336

Over 40s with work and/or professional experience 2014-2015	
Passed	36
Failed	12
Enrolled	50

Over 45s without work and/or professional experience 2014-2015	
Did not sit	8
Passed	33
Failed	14
Enrolled	55

PRE-APPLICATION

Pre-applications for access to degrees. Single District for Andalusia

Phase	Nº of applicants
1st phase (June)	74,912
2nd phase (September)	8,593

Most requested degrees as first choice (1st phase):

1. Degree in Medicine. 2. Degree in Physical Activity and Sports Sciences. 3. Degree in Psychology

Degrees most applied for independently of preference (1st phase):

1. Degree in Medicine. 2. Degree in Psychology 3. Degree in Nursing

Degrees with the highest minimum access grade (1st phase, quota)

Medicine: 12,697 | Translation and Interpretation (English): 12,230 | Biochemistry: 11,878 |
Physiotherapy: 11,587 | Dentistry: 11,517

EXTERNAL GRANTS

Grants under the General Regulations of the Ministry of Education. Announcement 2014/2015	
No. of applications processed	26,366
No. of grants awarded (various types)	16,877
General Announcement	
Fixed amounts:	
a) Enrolment grants	16,877
b) Fixed amount linked to earnings	6,790
c) Fixed amount linked to residence	7,737
Variable amounts:	14,340
Other Announcements	
Grants in Collaboration with the Ministry of Education	127
National Awards	12
Grants from the Basque Government	32

(*) Enrolment aid is compatible with other forms of help included in the announcement.

GRANTS AWARDED BY THE UNIVERSITY OF GRANADA

General Programme	
No. of applications processed	7,719
No. of grants awarded	1,554
Public Fees Grants	741
Help with Materials	249
Help with Accommodation	101
Grants for canteen meals	343
Grants for Master's Programmes	120
Grants for Specific Programmes	
Support grants for university information and orientation	130
Awards for the best academic records	160
Grants for languages training	181
Public Fees Grants (split payment)	2,090
Total for specific programmes	2,561
Aids proposed by the Office of Social Assistance for Students	183

Other support (financed with own funds)	
Grants for the Permanent Classroom of Open Training	69
Awards from the Olympic Games	17
Grants for Summer Courses in the Mediterranean Centre (2013/14)	26
Aid for Self-enrolment	14
Grants for adaptation to E.H.E.A.	52
Other Information Support Grants	20
Total other helps	198

Internal Studies Grants	
Postgraduate School Grants	
Complementary Courses	299
Postgraduate	168
Specific curricular itineraries	176
Grants for Summer Courses in Melilla	13
Grants for Summer Courses in Ceuta	10
Total grants and aids for Internal Studies	666

Grants from Study Agreements	
Public Fees (1st year Students)	
Morocco	20
Slovakia	4
Poland	4
Czech Republic	4
Romania	4
Public Fees (Renewal)	
Morocco	38
Slovakia	14
Poland	15
Czech Republic	7
Romania	10
Accommodation (1st year students)	
Morocco	4
Accommodation (Renewal)	
Morocco	6
Higher College (Renewal)	
Morocco	8
Books	
Slovakia	13
Poland	16
Czech Republic	12
Romania	14
Canteen	
Morocco	5
Slovakia	15
Poland	17
Czech Republic	12
Romania	14

Accommodation	
Total Eastern European countries	55
Total by countries	
Morocco	122
Slovakia	59
Poland	68
Czech Republic	47
Romania	56
Total agreements	230

Extraordinary social aids	
No. of applications processed	453
No. of grants awarded	280

Specific programmes for students with disabilities	
Students with "sign language interpreter"	9
Beneficiaries with "auditory disability" (with assistant)	3
Beneficiaries with "visual disability" (with assistant)	14
Beneficiaries with "physical disability, Special Educational Needs" (with assistant)	25
Beneficiaries of "adapted transport"	13
Beneficiaries of "transport grants and/or help towards photocopies"	79
Total	143

- **Total grants and aids for study with university's internal funds 2014-15 academic year: 5,937**

NATIONAL SICUE [SPANISH UNIVERSITY EXCHANGE SYSTEM] MOBILITY PROGRAMME

Type	No. of exchanges
Outgoing	563
Incoming	523

Summary table of company internship Programmes

University's Internal Plan (Agreements signed with the different companies)	
Receivers of grants	803
Autonomous Government of Andalusia Internship programme	
PRAEM [COMPANY INTERNSHIPS] 2014/-2015:	
Receivers of grants	221
Internal Training Plan	
Receivers of grants	380
Santander-CRUE-CEPYME grant programme	
Receivers of grants	140
Continuous Learning Programme / Erasmus. Student Mobility for Company Internships	
Receivers of grants	186
Programme of curricular Internships for Official Master's Degrees	
Receivers of grants	602
Another programmes	
Receivers of grants	99

Insertion Agency

Applicants inscribed	7,230
Total no. of jobs offered	1,601

SCIENTIFIC PRODUCTION AND IMPACT OF UGR RESEARCH ACTIVITY

General results production and impact

Evolution of production indicators on the Web of Science database.

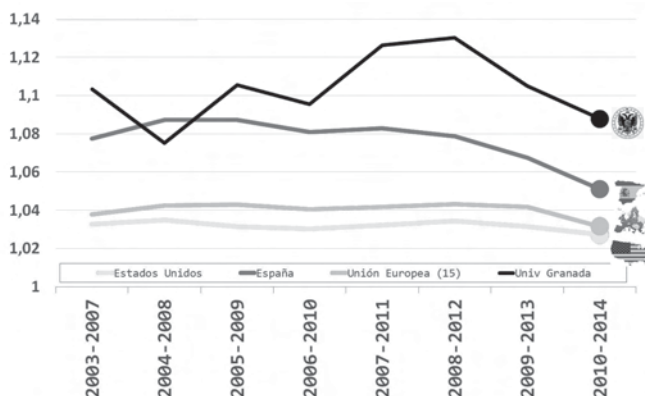
	No. of Works Web of Science	No. of Works Citable Works	% Works Citable Works	No. of Citable Works JCR with IF	% Citable Works JCR with IF
2004	939	872	93%	759	87%
2005	1027	961	94%	831	86%
2006	1234	1086	88%	961	88%
2007	1444	1298	90%	1102	85%
2008	1561	1383	89%	1170	85%
2009	1733	1525	88%	1339	88%
2010	1847	1675	91%	1516	91%
2011	2312	2049	89%	1857	91%
2012	2503	2332	93%	2150	92%
2013	2548	2237	88%	2145	95%
2014	2646	2418	91%	2347	97%
TOTAL	17836	90%	16177	90%	17836

• Chronological Perio • Fuente: Arts & Humanities Citation Index, Social Science Citation Index, Science Citation Index y Journal Citation Reports

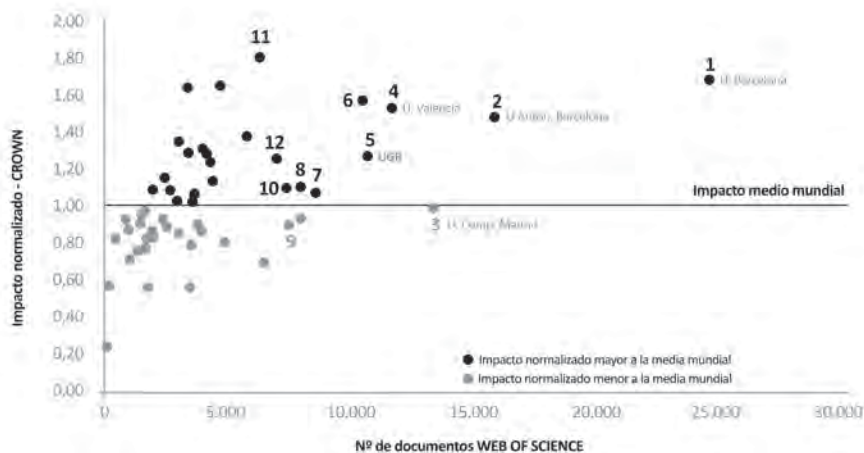
Visibility indicators in scientific magazines from Journal Citation Reports

	No. of Works indexed in Q1 JCR	% Works indexed in Q1 JCR	No. of Works indexed in JCR TOP 3	% Works indexed in JCR TOP 3
2004	295	34%	47	5%
2005	342	36%	83	9%
2006	413	38%	93	9%
2007	470	36%	95	7%
2008	526	38%	113	8%
2009	677	44%	133	9%
2010	744	44%	111	7%
2011	992	48%	155	8%
2012	1177	50%	205	9%
2013	1103	49%	167	7%
2014	1209	50%	170	7%
TOTAL	7948	44%	1372	7%

• Chronological Period: 2004-2014 • Fuente: Arts & Humanities Citation Index, Social Science Citation Index, Science Citation Index y Journal Citation Reports

Evolution of the *Crown* Normalised Impact indicator (Comparative)

Strategic map of universities in Spain according to the CROWN Normalised Impact indicator and the number of documents on the Web of Science.



Chronological Period: 2010-2014 • Source: In-Cites Thomson Reuters • 1: UNIV BARCELONA | 2: UNIV AUTONOMA BARCELONA | 3: UNIV COMPLUTENSE MADRID | 4: UNIV VALENCIA | 5: UNIV GRANADA | 6: UNIV AUTONOMA MADRID | 7: UNIV PAÍS VASCO | 8: UNIV ZARAGOZA | 9: UNIV POLITÉCNICA CATALUÑA | 10: UNIV POLITÉCNICA VALENCIA | 11: UNIV POMPEU FABRA | 12: UNIV SANTIAGO COMPOSTELA

Biweekly evolution of the number of indexed studies in the Web of Science and Comparative Growth Rate of Spanish universities included in the Shanghai Ranking, and Andalusian universities.

Source: INCITES. 2003-2014

QUINQUENIO →	2004 2008	2005 2009	2006 2010	2007 2011	2008 2012	2009 2013	2010 2014
UNIV BARCELONA - Nº Trabajos	14382	16138	17884	19811	21375	23008	24414
Tasa Relativa de Crecimiento	1,11	1,12	1,11	1,11	1,08	1,08	1,06
UNIV AUT. BARCELONA - Nº Trabajos	9044	10084	11075	12252	13554	14706	15737
Tasa Relativa de Crecimiento	1,14	1,11	1,10	1,11	1,11	1,08	1,07
UNIV COMPLUT. MADRID - Nº Trabajos	9129	9764	10485	11214	11990	12681	13277
Tasa Relativa de Crecimiento	1,08	1,07	1,07	1,07	1,07	1,06	1,05
UNIV VALENCIA - Nº Trabajos	7949	8478	9085	9662	10369	11034	11610
Tasa Relativa de Crecimiento	1,09	1,07	1,07	1,06	1,07	1,06	1,05
UNIV GRANADA - Nº Trabajos	5726	6330	6934	7809	8826	9753	10609
Tasa Relativa de Crecimiento	1,08	1,11	1,10	1,13	1,13	1,11	1,09
QUINQUENIO →	2004 2008	2005 2009	2006 2010	2007 2011	2008 2012	2009 2013	2010 2014
UNIV SEVILLA - Nº Trabajos	4901	5240	5601	6080	6658	7388	7932
Tasa Relativa de Crecimiento	1,06	1,07	1,07	1,09	1,10	1,11	1,07
UNIV MALAGA - Nº Trabajos	2354	2511	2693	2907	3177	3480	3779
Tasa Relativa de Crecimiento	1,06	1,07	1,07	1,08	1,09	1,10	1,09
UNIV CORDOBA - Nº Trabajos	2232	2407	2663	2839	3064	3341	3617
Tasa Relativa de Crecimiento	1,10	1,08	1,11	1,07	1,08	1,09	1,08
UNIV JAEN - Nº Trabajos	1367	1522	1660	1793	1981	2163	2296
Tasa Relativa de Crecimiento	1,06	1,11	1,09	1,08	1,10	1,09	1,06
UNIV CADIZ - Nº Trabajos	1361	1454	1558	1638	1754	1851	1949
Tasa Relativa de Crecimiento	1,08	1,07	1,07	1,05	1,07	1,06	1,05
UNIV ALMERIA - Nº Trabajos	1214	1300	1400	1562	1683	1829	1931
Tasa Relativa de Crecimiento	1,06	1,07	1,08	1,12	1,08	1,09	1,06
UNIV PABLO OLAVIDE - Nº Trabajos	702	864	1006	1164	1331	1497	1604
Tasa Relativa de Crecimiento	1,24	1,23	1,16	1,16	1,14	1,12	1,07
UNIV HUELVA - Nº Trabajos	697	817	926	1114	1249	1363	1489
Tasa Relativa de Crecimiento	1,14	1,17	1,13	1,20	1,12	1,09	1,09

OECD AREAS AND UNIVERSITIES

Summary of the UGR's bibliometric indicators in accordance with the OECD areas

Chronological Period: 2010-2014. Source: In-Cites.

ÁREA OECD	Puesto de la UGR a nivel Nacional por producción	Trabajos Web of Science	Impacto Normalizado Crown	Número de citas	Porcentaje Trabajos Citados	H Index
Natural Sciences	5	6993	1.62	63881	75.0	74
Engineering & Technology	13	2228	1.16	11788	72.0	33
Medical & Health Sciences	6	3567	0.92	17823	62.0	43
Agricultural Sciences	15	461	1.57	3755	78.0	23
Social Sciences	2	2154	0.9	5958	49.0	26
Humanities	5	577	0,53	323	16.0	7

HIGHLY CITED STUDIES AND RESEARCHERS

Evolution of the number and percentage of highly cited studies

Source: INCITES. Chronological period: 2010-2014

	% Número de Trabajos TOP1 %	% Número de trabajos TOP10%	% Highly Cited Papers	Nº Highly Cited Papers
2005	0,83%	9,08%	0,50%	6
2006	0,71%	10,95%	0,50%	7
2007	1,19%	10,81%	0,81%	13
2008	1,36%	11,51%	0,65%	11
2009	1,10%	11,82%	0,75%	15
2010	1,48%	11,82%	1,19%	25
2011	1,34%	12,68%	0,87%	22
2012	1,16%	13,13%	1,27%	34
2013	1,45%	10,39%	1,20%	34
2014	2,18%	10,41%	2,22%	61
Total	1,35%	11,39%	1,10%	228

Number and percentage of highly cited studies completed in Spanish universities over the last five years

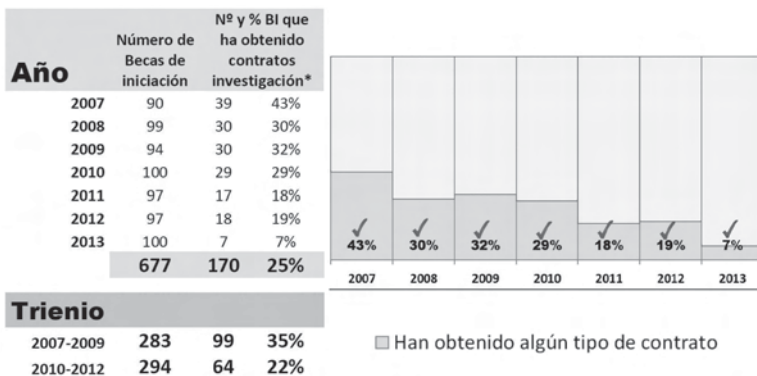
Source: INCITES. Chronological period: 2010-2014

	% Docs in Top 1%	% Docs in Top 10%	% Highly Cited Papers	Highly Cited Papers
U. DE BARCELONA	2.14%	14.68%	1.69%	515
U. AUT. DE BARCELONA	1.87%	13.24%	1.5%	293
U. AUTÓNOMA DE MADRID	1.66%	13.12%	1.67%	209
U. DE VALENCIA	1.63%	12.26%	1.34%	192
U. DE GRANADA	1.53%	11.65%	1.36%	176
POMPEU FABRA	2.82%	17.08%	2.11%	134
U. DE OVIEDO	1.94%	11.55%	1.69%	117
U. DE SANTIAGO DE COMPOSTELA	1.76%	12.44%	1.41%	114
U. COMPLUTENSE DEMADRID	1.0%	9.74%	0.64%	104
U. DE CANTABRIA	2.65%	14.18%	2.41%	101

HUMAN RESOURCES IN RESEARCH

An introduction to research. Analysis of the results from the Internal Programme (Plan Propio)


Number of interns awarded research contracts after termination of the grant and expressed as a percentage of the overall total



Predoctoral contracts awarded via doctoral thesis submission


Success rate

Porcentaje de contratados predoctorales que han defendido la tesis doctoral



Days spent completing the thesis

Promedio de días empleados en la realización de la tesis doctoral



Human Resources in research obtained via different national and autonomous community announcements

	2010	2011	2012	2013	2014
AUTONOMOUS GOVERNMENT OF ANDALUSIA					
• Pre PhD	42	18	PHASED OUT	PHASED OUT	18
• PhD – “P. Excelencia”	13	9	PHASED OUT	PHASED OUT	45
• Postdoc Talentia	-	-	-	-	4
MINISTRY					
FPI [Research Personnel Training]Grants	23	30	30	19	23
FPU [Teaching Personnel Training]Grants	79	76	78	67	83
Juan de la Cierva	9	9	9	4	12 - Provisional
Ramón y Cajal	9	14	7	5	3 - Provisional

• Chronological Period: 2010-2014

• Source: Vice-chancellor's Office for Scientific and Research Policy

RESEARCH PROJECTS

Annual evolution of Research Projects by the National Plan

Year	Number Projects	Funding Average	Funding Total
2010	120	74.014 €	8.807.711 €
2011	104	83.257 €	8.658.739 €
2012	86	66.368 €	5.707.681 €
2013	81	74.066 €	5.999.355 €
2014	100	60.473 €	6.047.300 €
Total	491	358.178 €	35.220.786 €

• Chronological Period: 2010-2014

• Source: Vice-chancellor's Office for Scientific and Research Policy

UGR R&D OFFER

Source: OTRI - Portal de la oferta I+D de la Universidad de Granada (<http://ofertaimasd.ugr.es>)

Date: June 2015

Research groups operational in the Portal	290
Lines of Research	1,455
Technological Services offered	1,435
Technological Offers	427
Search requests for researchers and/or research groups (2013/2014 academic year)	62

RESEARCH CONTRACTS AND AGREEMENTS

Research contracts and agreements subscribed in 2014-2015

Managed by the Department of Transfer, Innovation and Enterprise	
No. contracts	331
Volume contracted	€4.562.489,03
UGR professors involved	505
Other contracts and agreements	
9 collaboration agreement for the co-funding of pre-PhD grants (€13,000)	>
21 agreements on confidentiality and transfer of material	>
5 patent licence agreements	>
2 enterprise collaboration agreements in general interest activities	>

Collaborative R&D Projects

Projects requested	72
Participants	106 external bodies and 269 researchers
Projects awarded	27 (1.830.085,60 €)
Projects managed via sub-contractation	24 (1.548.392,28 €)
Projects with subsidy	3 (281.693,32 €)

MANAGEMENT OF INDUSTRIAL AND INTERLECTUAL PROPERTY

Patent	31 new patents
	32 new results susceptible to protection.
International extensions:	18 international applications via PCT
	1 invention patent application for in Europe, USA, Mexico, Japan, Brazil, China, Australia and Russia
Exploitation of protected results	21 expressions of interest in protected results
	5 new patent licence agreements. 4 exclusive y 1 not exclusive
	1 exclusive patent licence option
Prototypes and Concept Tests	5 technological development projects (7727 €)
	4 expressions of interest in from interested companies
	2 licences (1 exclusive and 1 no exclusive)

CREATION OF KNOWLEDGE-BASED COMPANIES: SPIN-OFFS

No. of companies created in 2014-2015	7
No. of UGR Spin-offs	78

Source: <http://spinoff.ugr.es>

INTERNATIONAL STUDENT MOBILITY

PAP-Erasmus Programme

Total of European Higher Education Institutes with bilateral mobility agreements with the University of Granada	665
Total bilateral mobility agreements between European Higher Education Institutes with the University of Granada	2,059
Places offered to University of Granada students	3,960
Places awarded to University of Granada students	1,647
Places offered to foreign students in the University of Granada	4,592
Places taken by foreign students in the University of Granada	1,955

UGR Programme

Country	Received	Sent (mobility accepted)	Sent (mobility carried out 2014/2015)
USA and Canada	82	44	35
Latin America	234	153	111
Central and Eastern Europe	25	12	11
Arabic and Mediterranean Countries	1	12	7
Australia and Oceania	13	11	8
Asia	24	16	15
Totals	379	248	187

Erasmus Mundus Programme

Action 1: Combined Programmes

Programme	Total number of grants for consortium students	Total number of grants awarded in the UGR
Gemma (MSc in Women's and Gender Studies)		
2013/15 Period	13	4
2014/16 Period	10	3
Cimet (MSc in Color in Informatics and Media Technology)		
2013/15 Period	31	30

Action 2: Erasmus Mundus Association

	Received	Sent
Undergraduate Students	43	34
Master's degree students	15	2
PhD students	9	6
TotalS	67	42

Free Mobility

No. of Countries of the University of Origin	Received	Sent
38	280	80

INTERNATIONAL MOBILITY OF TEACHING AND RESEARCH PERSONNEL

PAP-Erasmus Programme

- Agreements that include mobility of teaching staff: 435
- Mobility approved: 230
- Mobility carried out up to 08 June 2015: 109

UGR Programme

Visiting Professors

- No. Countries: 2
- Received: 2

Mobility of teaching staff

- No. Countries: 13
- Sent: 37

INTERNATIONAL MOBILITY OF ADMINISTRATION AND SERVICES PERSONNEL

PAP-Erasmus Programme

- Received: 100
- Sent: 109

ASSISTANTSHIPS

- No. Assistantships received: 14
- No. Assistantships sent: 15

DOUBLE, MULTIPLE OR COMBINED DEGREES

No. PROGRAMMES					
1st and 2nd cycle (study plans being phased out)	Degree Course	Postgraduate			Doble, multiple or combined degrees pending the approval
1	9	Erasmus Mundus Programme	Master's Joint Programmes	Another Master's Programmes	5
		2	3	1	

INTERNATIONAL ACADEMIC COOPERATION PROJECTS

International Projects with the participation of the UGR:

- No. of current projects: 65
- No. of current projects coordinated by the University of Granada: 11

Summary table of the main cultural and dissemination activities carried out in 2013-2014

Organiser	Type of activity / No. of activities
University Extension Secretariat	150 activities: <ul style="list-style-type: none"> Conferences and round tables Training courses and workshops Theatre activities Cultural visits Book presentations Guided visits and trips
	Awards for artistic and scientific creation for university students <ul style="list-style-type: none"> 17 types Amount: 1800 euros per type
	Theatre Grants
Centre of Contemporary Culture	Exhibitions (40,000 visitors) <ul style="list-style-type: none"> 18 exhibitions 2 activities parallel to the exhibitions 17 catalogues edited
	Musical activities (8,500 spectators) <ul style="list-style-type: none"> 31 musical productions
	Film activities (3,412 spectators) <ul style="list-style-type: none"> 46 films projected (8 seasons) 4 film workshops 6 seminars
	Institutional collaborations
University of Granada Orchestra	<ul style="list-style-type: none"> 15 concerts 3 training actions
Manuel de Falla Choir	<ul style="list-style-type: none"> 13 concerts
“Casa de Porras” University Cultural Centre	<ul style="list-style-type: none"> 186 Workshops 1,829 Students enrolled 7 exhibitions 1 book edition

Organiser	Type of activity / No. of activities
Confucius Institute	<ul style="list-style-type: none"> 1 different activities (recitals, workshops, shows...) 14 conferences 1 Institutional acts 3 publications 6 Prize calls
Others	<p>University Library</p> <ul style="list-style-type: none"> Literary Contest <i>BookCrossing</i> Campaign Guided visits Activities related to Book Day 13 exhibitions <p>Moveable Heritage Secretariat</p> <ul style="list-style-type: none"> 71 guided visits to the Cultural Heritage of the UGR (2,026 visitors) <p>Free Software Office</p> <ul style="list-style-type: none"> 1 University Free Software Competitions 3 computer donation campaigns Participation/organisation of 6 events

Sports activities

Sports courses

No. courses available	275
No. places available	5,203
No. places occupied	2,717
Percentage occupied	52,21%

Competitions

AWARD	Participants (male/female players)	Matches played	Teams
RECTOR AWARD	1573/846=2416	318	226
YEAR GROUP AWARD	1008	181	64
HALLS OF RESIDENCE AWARD	560/255=815	147	53
FEMALE HALLS OF RESIDENCE AWARD	44	6	4
ADMINISTRATION-TEACHING STAFF AWARD	103/5=108	18	19
THIRD COCA-COLA AWARD	468/59=527	110	54
4 th Internal Leagues Award (L.T.I)	2376/544=2920	243	523
Total	6088/1753=7841	1023	943

The complete edition of the 2014-2015 Academic Report, as well as the statistical appendix of which this book is a brief summary, can be consulted at the website of the General Secretariat of the University of Granada:

<http://secretariageneral.ugr.es/pages/memorias/academica>

15|16

UN MUNDO PLURILINGÜE
UN PATRIMONIO COMÚN